

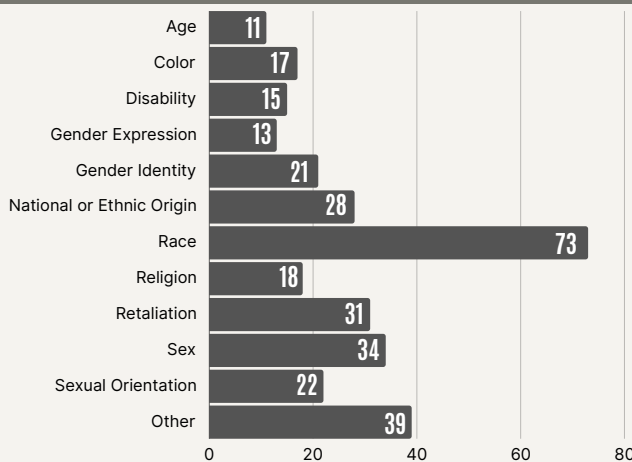
# EQUAL OPPORTUNITY AND ACCESS (EOA) ANNUAL DATA REPORT

The data reflect all reports of discrimination or harassment incidents made or referred to the EOA Office. A single report may include allegations of multiple policy violations and there may be multiple reports submitted about a single alleged incident.

## BY THE NUMBERS

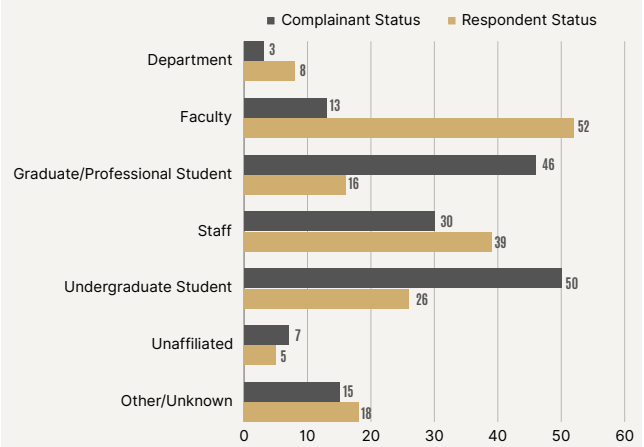
- 184** **REPORTS RECEIVED**  
Number of incident reports received in 2022-23.
- 65** **REPORTS IN ACADEMIC CONTEXT**  
Number of reported incidents that occurred in the classroom or involved faculty in their professional role.
- 43** **INVESTIGATIONS INITIATED**  
Number of investigations initiated in 2022-23.
- 21** **INVESTIGATED IN ACADEMIC CONTEXT**  
Investigations initiated where alleged conduct took place in academic context.
- 48** **INVESTIGATIONS COMPLETED**  
Number of Final Reports issued in 2022-23. Includes investigations initiated before this period.
- 159** **INVESTIGATION TIME**  
Average number of days between investigator assignment and issuance of final report for investigations initiated in 2022-23.

## ALLEGED BASIS OF DISCRIMINATION\*



\*As alleged in the incident report. Incident reports may contain more than one basis of alleged discrimination.

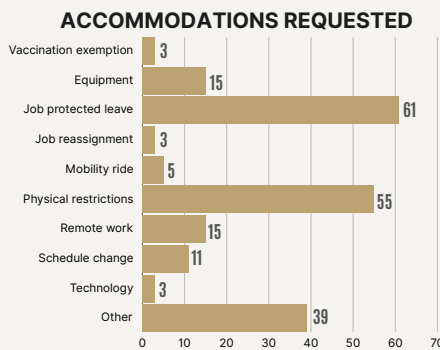
## PARTY STATUS\*\*



\*\*As identified in the incident report.

## DISABILITY ACCOMMODATIONS\*\*\*

**178** **ACCOMMODATION REQUESTS RECEIVED**  
Number of disability accommodation requests received from staff, faculty, and post doctoral fellows in 2022-23.



\*\*\*Accommodation requests may contain more than one type of accommodation request.

## RELIGIOUS ACCOMMODATIONS

### ACCOMMODATIONS REQUESTED

