

## HOW TO ACCESS CLASS RECORDINGS ON BRIGHTSPACE

**PLEASE NOTE: •PLEASE ALLOW AT LEAST 48 BUSINESS HOURS AFTER EACH CLASS TO UPLOAD RECORDINGS TO BRIGHTSPACE. •INSTRUCTIONS WILL APPEAR DIFFERENT ON CERTAIN DEVICES.**

1. Go to <https://www.vanderbilt.edu/olli/>
2. Click on OLLI Login right above the gold OLLI banner



3. Click on login in the top right corner then click on student login.



4. Under 'I have an Account Already', enter your username and password then click on 'Log In'. Email [oshervu@vanderbilt.edu](mailto:oshervu@vanderbilt.edu) if you don't know your username and password.

Log-In to Student Portal

**I have an account already**

Log in using your existing account information.

[Forgot User Name](#)

User Name (case sensitive)  
allisocy532

[Forgot Password](#)

Password (case sensitive)  
\*\*\*\*\*

**I am a new user**

Please enter your primary email to continue. If you are a youth participant, please have your parent or guardian create an account using their email address.

For parents that would like to have multiple children apply/enroll into our programs, click here for instructions.

5. Once you are logged in, scroll down and click on Brightspace in the bottom left corner of your screen.

Home Courses Programs Admissions Contact

Student Home

My Profile

My Enrollment History

My Course Schedule

My Applications

My Account History

My Saved Items

Forms and Policies

Special Requests

**Brightspace**

Help

## Student Home

Chandra Allison  
allisocy532 — X010540

Welcome to your Student View.

### My Current Courses

OLLI0048 - 001 Rethinking Pandemics: A Cultural History from Antiquity to Now  
Osher Lifelong Learning Institute

View section details

OLLI0033 - 003 The Italian Renaissance: What Was It? Why Then? Why There?  
Osher Lifelong Learning Institute


View section details

6. Click on the course name.

My Brightspace Zoom My Media ePortfolio Calendar Media Gallery

My Courses

All Fall 2020 **spring2021** Summer 2020 winter2021

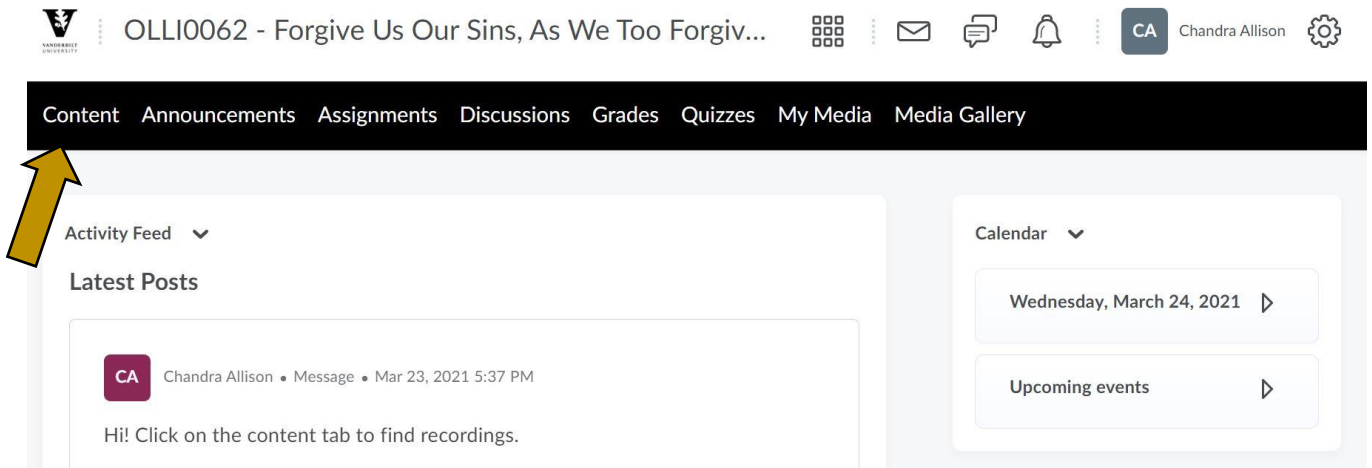


OLLI0062 - Forgive Us Our Sins, As We Too Forgive - Spring 2021

OLLI0062001 • spring2021

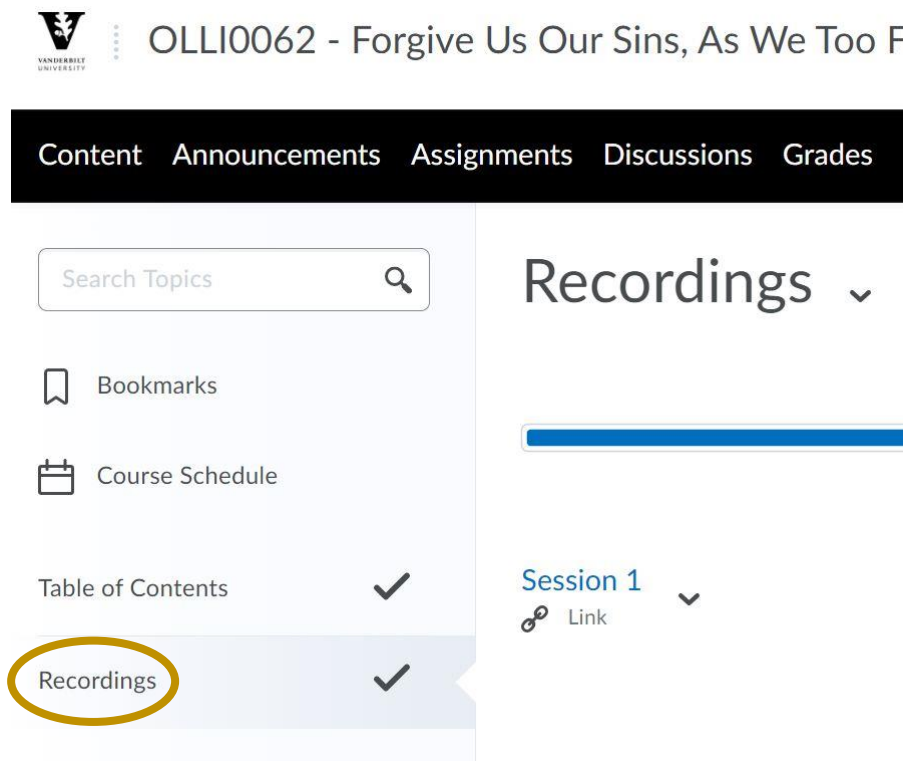
Ends August 2, 2021 at 11:00 PM

7. Click on the Content tab.



The screenshot shows the top navigation bar of a course page. The course title is "OLLI0062 - Forgive Us Our Sins, As We Too Forgiv...". The user is identified as "Chandra Allison". The navigation tabs include "Content", "Announcements", "Assignments", "Discussions", "Grades", "Quizzes", "My Media", and "Media Gallery". A yellow arrow points to the "Content" tab. Below the navigation bar, the "Activity Feed" section shows a "Latest Posts" entry from Chandra Allison with the message "Hi! Click on the content tab to find recordings." To the right, a "Calendar" section shows the date "Wednesday, March 24, 2021" and "Upcoming events".

8. Click on Recordings from the left side task bar.



The screenshot shows the same course page with the "Content" tab selected in the navigation bar. The left sidebar contains a "Search Topics" field, "Bookmarks", "Course Schedule", "Table of Contents", and "Recordings". The "Recordings" option is circled in yellow. The main content area displays "Recordings" with a blue bar and "Session 1" with a "Link" icon.

9. Click on the session link to view.

The screenshot shows a course management system interface. At the top, there is a header with the course title "OLLI0062 - Forgive Us Our Sins, As We Too Forgiv...", a grid icon, an envelope icon, a speech bubble icon, a bell icon, and a user profile for "CA Chandra Allison" with a gear icon for settings. Below the header is a navigation bar with links for "Content", "Announcements", "Assignments", "Discussions", "Grades", "Quizzes", "My Media", and "Media Gallery". On the left side, there is a sidebar with a search box labeled "Search Topics" and a magnifying glass icon. Below the search box are links for "Bookmarks", "Course Schedule", "Table of Contents" (with a checkmark), and "Recordings" (with a checkmark). The main content area is titled "Recordings" with a dropdown arrow and a "Print" icon. A blue progress bar indicates "100 % 1 of 1 topics complete". Below the progress bar, there is a list item for "Session 1" with a "Link" icon and a dropdown arrow. A yellow arrow points to the "Session 1" link. A checkmark is visible to the right of the "Session 1" link.

Please email [oshervu@vanderbilt.edu](mailto:oshervu@vanderbilt.edu) for technical support.