

How to Access Class Recordings on Brightspace


PLEASE READ BEFORE CONTINUING ON TO INSTRUCTIONS

Use Google Chrome as your web browser – it has proven to be most compatible with Brightspace. Be sure to accept all permissions. For technical assistance, email oshervu@vanderbilt.edu

1. Go to <https://www.vanderbilt.edu/olli/>
2. Click on OLLI Login right above the gold OLLI banner



3. Click on login in the top right corner then click on student login.



Welcome to the Vanderbilt University PACE Registration System



4. Under 'I have an Account Already', enter your username and password then click on 'Log In'. Email oshervu@vanderbilt.edu if you don't know your username and password.

VANDERBILT UNIVERSITY

Home Courses Programs Admissions Contact

Log-In to Student Portal

I have an account already

Log in using your existing account information.

Forgot User Name

User Name (case sensitive)
allisocy532

Forgot Password

Password (case sensitive)

Log In

I am a new user

Please enter your primary email to continue. If you are a youth participant, please have your parent or guardian create an account using their email address.

For parents that would like to have multiple children apply/enroll into our programs, click here for instructions.

Email

5. Once you are logged in, scroll down and click on Brightspace in the bottom left corner of your screen.

Home Courses Programs Admissions Contact

Student Home

Chandra Allison
allisocy532 — X010540

Welcome to your Student View.

My Current Courses

OLLI0048 - 001 Rethinking Pandemics: A Cultural History from Antiquity to Now
Osher Lifelong Learning Institute

View section details

OLLI0033 - 003 The Italian Renaissance: What Was It? Why Then? Why There?
Osher Lifelong Learning Institute

View section details


- Student Home
- My Profile
- My Enrollment History
- My Course Schedule
- My Applications
- My Account History
- My Saved Items
- Forms and Policies
- Special Requests
- Brightspace**
- Help

6. Click on the course name.

My Brightspace ▾ Zoom My Media ePortfolio Calendar Media Gallery







My Courses ▾

All Fall 2020 spring2021 Summer 2020 winter2021



OLLI0062 - Forgive Us Our Sins, As We Too Forgive - Spring 2021
OLLI0062001 • spring2021
Ends August 2, 2021 at 11:00 PM


7. Click on the Content tab.

 OLLI0062 - Forgive Us Our Sins, As We Too Forgiv...     CA Chandra Allison 

Content Announcements Assignments Discussions Grades Quizzes My Media Media Gallery

Activity Feed ▾

Latest Posts

 Chandra Allison • Message • Mar 23, 2021 5:37 PM

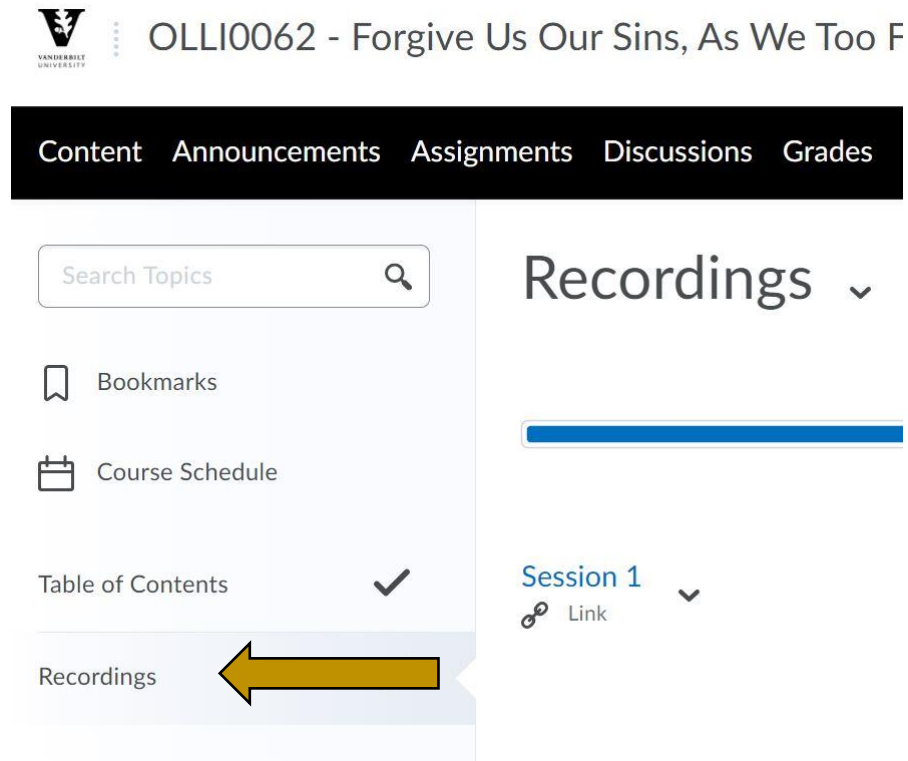
Hi! Click on the content tab to find recordings.

Calendar ▾

Wednesday, March 24, 2021 ▶

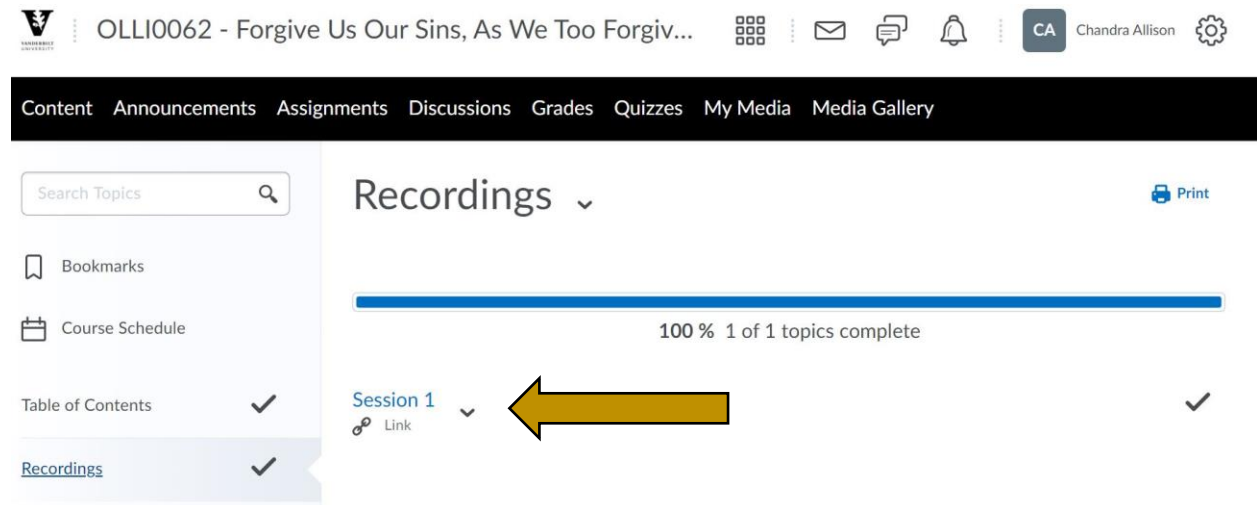
Upcoming events ▶

8. Click on Recordings from the left side task bar.



The screenshot shows the top navigation bar with the course title "OLLI0062 - Forgive Us Our Sins, As We Too F". Below it is a dark navigation bar with "Content", "Announcements", "Assignments", "Discussions", and "Grades". On the left is a sidebar with "Search Topics", "Bookmarks", "Course Schedule", "Table of Contents", and "Recordings". A yellow arrow points to the "Recordings" item. The main content area shows "Recordings" with a dropdown arrow and a blue progress bar.

9. Click on the session link to view.



The screenshot shows the course interface with the user "Chandra Allison" logged in. The top navigation bar includes "Content", "Announcements", "Assignments", "Discussions", "Grades", "Quizzes", "My Media", and "Media Gallery". The sidebar on the left has "Search Topics", "Bookmarks", "Course Schedule", "Table of Contents", and "Recordings". The "Recordings" item is highlighted with a yellow arrow. The main content area shows "Recordings" with a dropdown arrow, a blue progress bar at "100% 1 of 1 topics complete", and a "Session 1" link with a dropdown arrow and a checkmark. A yellow arrow points to the "Session 1" link.