

OLLI AT VANDERBILT

Navigating the Net

Melissa Bussear and Alex Damiano

WHAT ARE WE GOING TO COVER?

Internet Browsers

- What's in a browser?
- Browser features
- Updating your browser

Passwords

- How to create a strong password
- When to allow your browser to save your password on your behalf

Safe Browsing

- Pop-ups
- Internet scams

Browser Navigation and Tabs

- What are they?
- How can they be used?

Bookmarks

- What are they?
- How do you use them?

INTERNET BROWSERS

Your browser is a program which allows you to access the internet.

Internet Browser Options

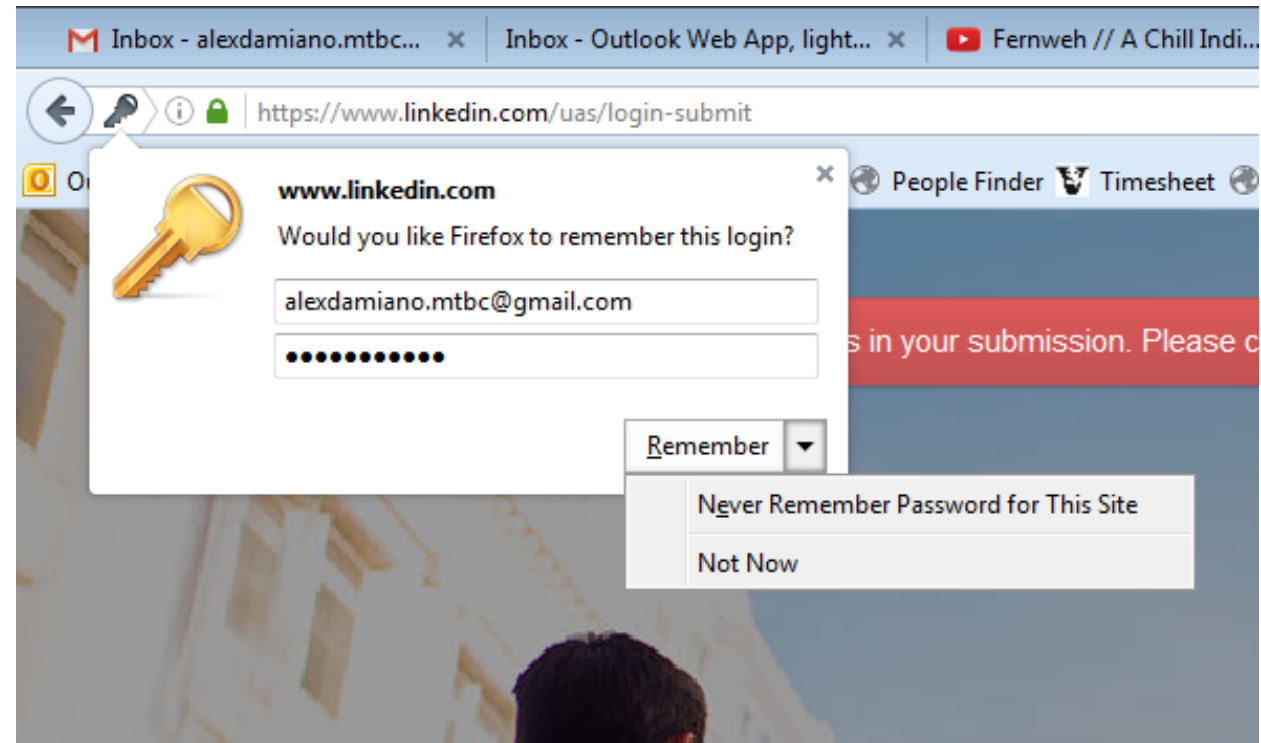
- **Internet Explorer:** Generally one of the least popular options because of speed and infrequent updates, but can be especially adept at accessing business-related websites.
- **Firefox:** One of the more popular options because of speed. A good choice for the security-conscious.
- **Opera:** Little known in the US. Good speed, but no parental controls.
- **Google Chrome:** One of the most popular because of fast speeds and cutting-edge compatibility. Will ask to share your information within the larger Google system.
- **Safari:** Fast and secure, but lacks customization options.



PASSWORDS

How do I create a strong password?

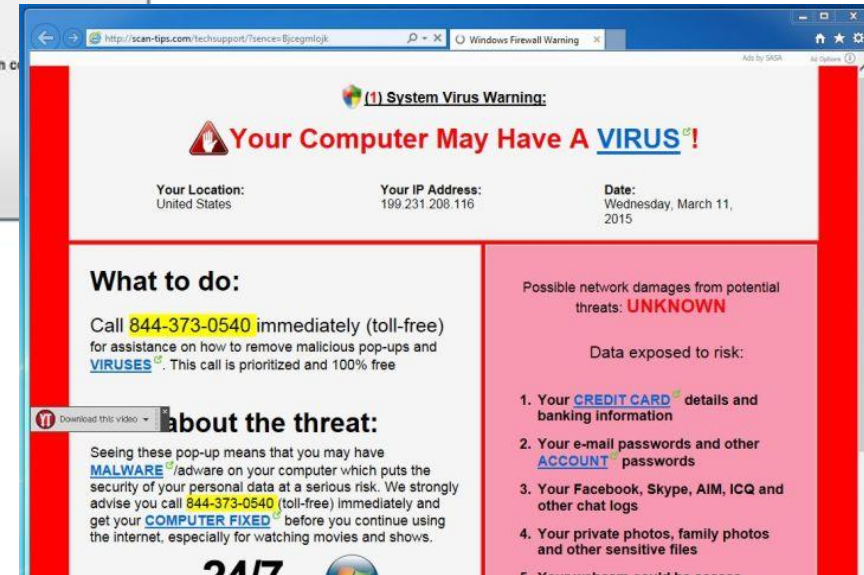
- Replace letters with symbols (@ for A, \$ for S, ! for L or I, ect.) Any pop ups you didn't expect
- Use a different password for banking accounts
- When should you allow your browser to save your password?



SAFE BROWSING

Hallmarks of Common Scams

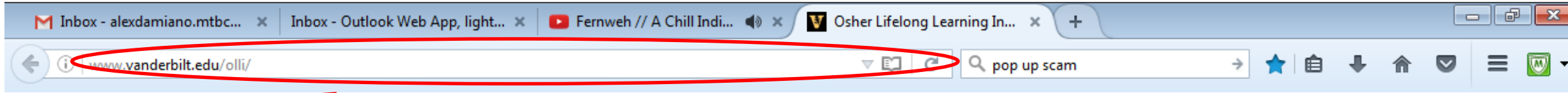
- Anything flashing
- Any pop ups you didn't expect
- Congratulations! You're the 1,000th visitor!
- Virus Warning!



When You Encounter a Scam

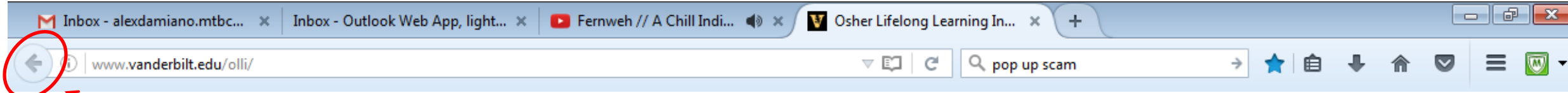
- Do not click any links within the window.
- If anything was downloaded, immediately delete it from your computer.
- Do not call any numbers provided in the pop-up window.
- Do not click any false exit buttons.
- If available, click the red 'X' at the top, right corner of the window.
- If this button is not available, shut down the entire internet browser from your task bar.

BROWSER NAVIGATION AND TABS



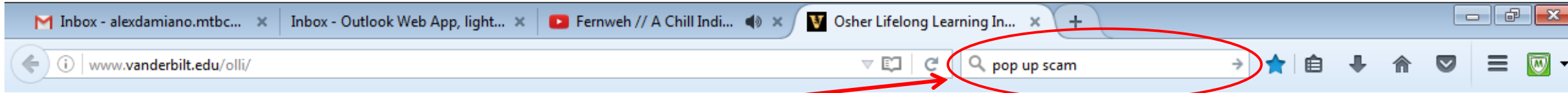
Browser bar: Type the address of the website you want to visit here. Unless you've deleted your browser's historical content, your browser will try to guess where you want to go based on where you've gone before. This means that you can type in only part of the address and select from the options provided.

BROWSER NAVIGATION AND TABS



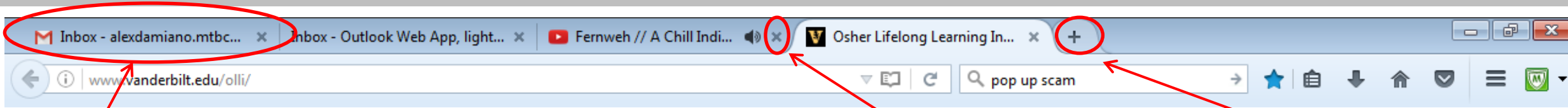
Back button: If you need to return to the previous screen, left-click this button one time. Be wary of using this when entering payment information. It can confuse some payment systems.

BROWSER NAVIGATION AND TABS



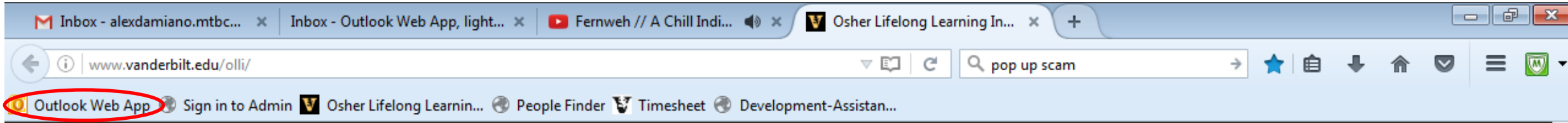
Search bar: Your search bar is connected to a search engine on the internet like google.com, yahoo.com, or bing.com. You can type your search term in this box, click the arrow, and it will display the search results in your current tab.

BROWSER NAVIGATION AND TABS



Tabs: Tabs are windows that are grouped together. To open a new one, click the “+” button to the right of the other tabs. To close a tab, click the “x” button on the right side of the tab.

BROWSER NAVIGATION AND TABS



Bookmarks: Create shortcuts to your favorite site by going to the site, then pressing the start button. Once you have created a bookmark, it will be permanently affixed to the top of your browser window.

FEEDBACK

1. Navigate to www.vanderbilt.edu/olli
2. In the right-hand navigation, click “Course Evaluations”
3. Complete the evaluation for the session(s) that you attended.

We appreciate your feedback to help us evaluate your experience and make appropriate changes for future session.

THANK YOU

Questions?

Call Melissa or Alex at
(615) 343-1130