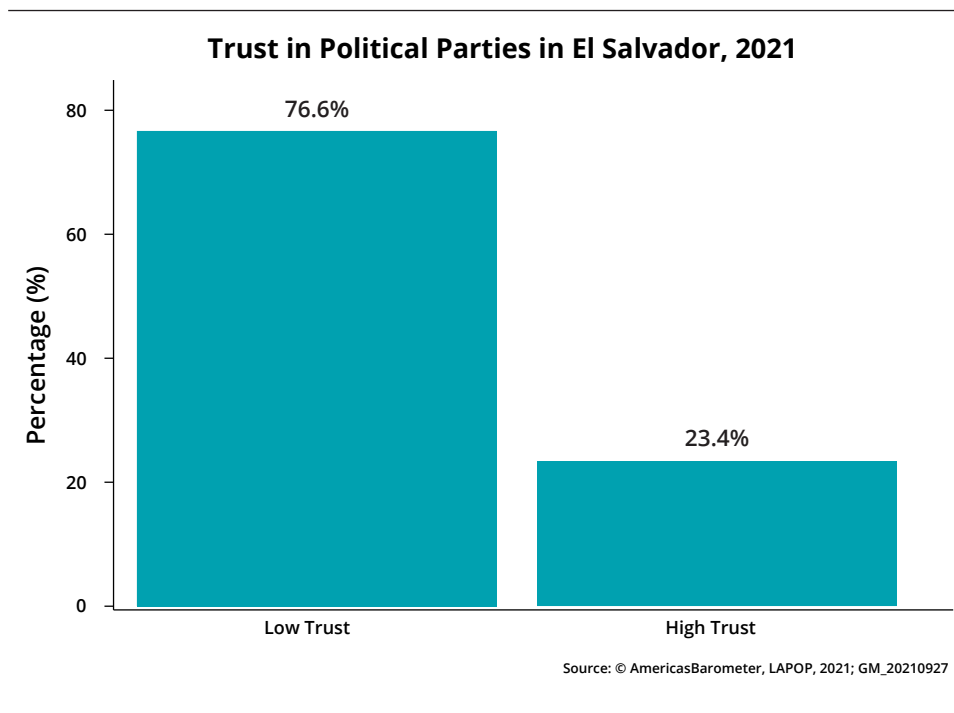


May, 2022 | Mark Grujic and Abhinav Krishnan

# Spotlight on Trust in Political Parties in El Salvador

*Trust in political parties in El Salvador has increased, but remains low*

**Less than a quarter of Salvadorans trust the nation's political parties**



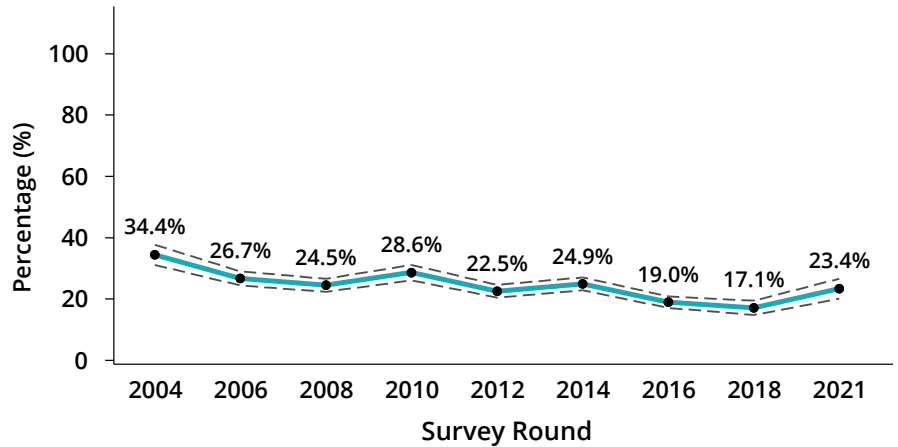
Since 2004, LAPOP's AmericasBarometer has measured trust in political parties in El Salvador with the following question: **B21. To what extent do you trust the political parties?** Respondents indicated their opinion using a 1 to 7 scale, where 1 means "not at all" and 7 means "a lot." Here we recode responses into a dichotomous variable, which allows us to estimate the percentage of people in El Salvador that trust the nation's political parties. Specifically, responses "5" through "7" indicating "High Trust" in political parties were combined in one category, while the remaining responses ("1" through "4") were placed into a baseline "Low Trust" category.

We find that less than a quarter (23.4%) of Salvadorans have trust in political parties. The majority (76.6%) have low trust in political parties.

## Trust in political parties has increased but remains low

Trust in political parties in El Salvador reached its highest level in the 2004 round of AmericasBarometer, when over a third (34.4%) of respondents had trust in political parties. By 2021, this figure had decreased by 11 percentage points to less than one in four (23.4%). However, trust in political parties increased by 6.3 percentage points from the previous round in 2018.

**Trust in Political Parties in El Salvador, 2004–2021**



--- 95% Confidence Interval (with Design-Effects)

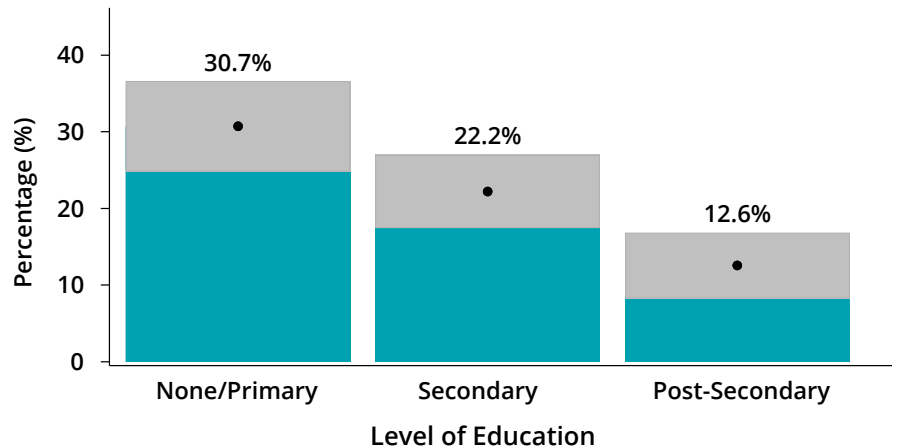
Source: © AmericasBarometer, LAPOP, 2004-2021; GM\_20210927

## Trust in political parties in El Salvador is highest among individuals with lower levels of education

What characteristics of individuals predict high trust in political parties in El Salvador? Salvadorans with no education or at least some primary education have higher levels of trust in the nation's political parties (30.7%) than individuals with at least some secondary education (22.2%) or at least some post-secondary education (12.6%).

Gender, age, and wealth were not statistically significant predictors of trust in political parties.<sup>1</sup>

**Trust in Political Parties in El Salvador, 2021**



■ 95% Confidence Interval (with Design-Effects)

Source: © AmericasBarometer, LAPOP, 2021; GM\_20210927

Mark Grujic is a sophomore at Vanderbilt working on the Spotlights Team. He is majoring in history and public policy. Abhinav Krishnan served as a Senior RA at the LAPOP Lab. He specializes in data analysis with STATA and served as Captain on the Spotlight Reports Team.

Series Editors: Sebastián C. Larrea, Vanderbilt University  
 Mariana Rodríguez, Vanderbilt University  
 Valerie Schweizer, Vanderbilt University  
 Laura Sellers, Vanderbilt University



Interested in knowing more about the LAPOP Lab's AmericasBarometer study? Consult the data and our reports at [www.vanderbilt.edu/lapop](http://www.vanderbilt.edu/lapop).

As a charter member of the American Association for Public Opinion Research (AAPOR) Transparency Initiative, LAPOP Lab is committed to routine disclosure of our data collection and reporting processes. More information about the AmericasBarometer sample designs can be found at [www.vanderbilt.edu/lapop/core-surveys.php](http://www.vanderbilt.edu/lapop/core-surveys.php)

The contents of this Spotlight Report are the sole responsibility of the authors and LAPOP and do not necessarily reflect the views of any supporting organization. LAPOP's AmericasBarometer surveys are supported predominantly by USAID and Vanderbilt University. The 2021 round also had support from IADB, US National Science Foundation (NSF), and academic partners and researchers across the Americas.

<sup>1</sup> Due to changes in survey mode in the 2021 AmericasBarometer, place of residence was not analyzed in this Spotlight report.