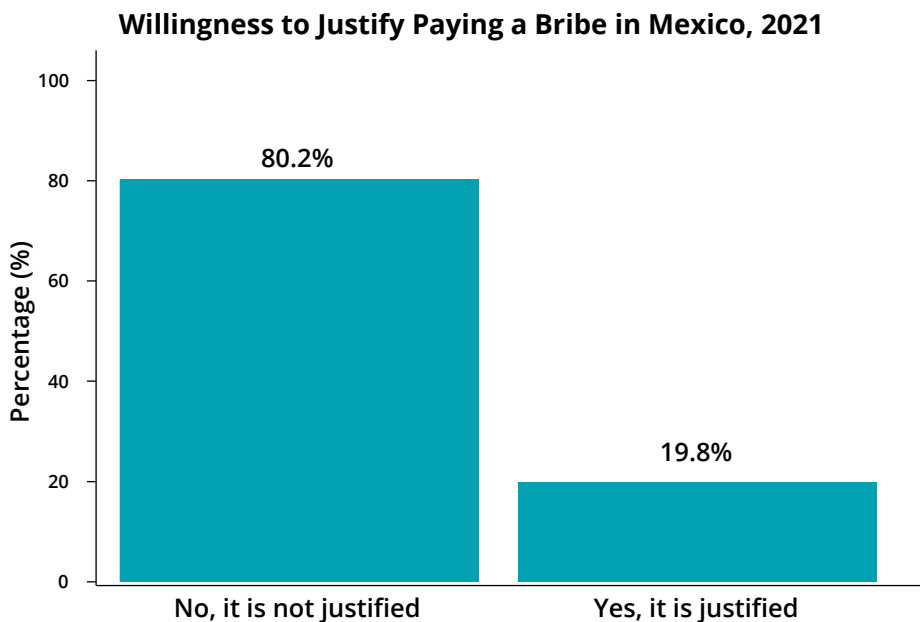


May, 2022 | Nikki Aminmadani and Alexandra Rounds

Spotlight on Willingness to Justify Paying a Bribe in Mexico

The percentage of people willing to justify paying a bribe in Mexico remains stable at about one in five

In 2021, about one in five Mexicans are willing to justify paying a bribe



Source: © AmericasBarometer, LAPOP, 2021; MEX_2004-2021_20210927

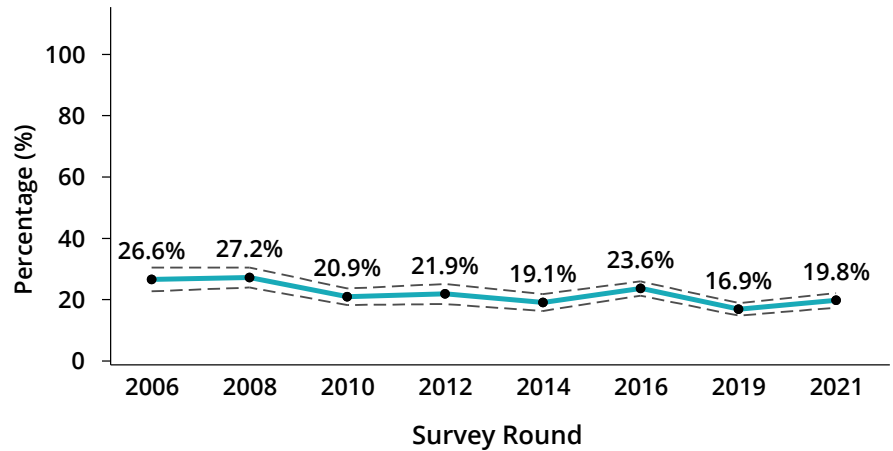
Since 2006, LAPOP's AmericasBarometer has measured the willingness to justify paying a bribe in Mexico by asking the following question: **EXC18. Do you think, as things stand, paying a bribe is sometimes justified?** Respondents indicated their opinion with a yes or no answer, saying either, "no, it is not justified" or "yes, it is justified."

We find that while most Mexicans (80.2%) do not think that paying a bribe is sometimes justifiable, about one in five (19.8%) say they would sometimes justify paying a bribe.

Willingness to justify a bribe has remained relatively stable in the last decade at about one in five

Willingness to justify paying a bribe in Mexico reached its highest level in 2008, when over a quarter of respondents (27.2%) said that paying a bribe is sometimes justified. Since 2008, support has remained relatively stable, though it reached a low point in the 2019 round of the AmericasBarometer (16.9%). Willingness to justify paying a bribe then increased in 2021 (19.8%).

Willingness to Justify Paying a Bribe in Mexico, 2006-2021



— 95% Confidence Interval (with Design-Effects)

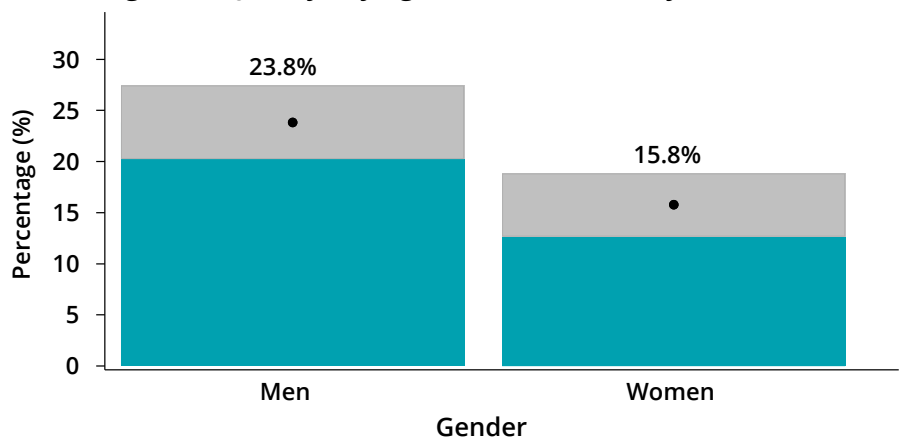
Source: © AmericasBarometer, LAPOP, 2006-2021; MEX_2004-2021_20210927

Willingness to justify paying a bribe in Mexico is highest among men

What characteristics of individuals predict support for justifying paying a bribe in Mexico? Men (23.8%) are more likely than women (15.8%) to justify paying a bribe.¹

Age, education, and wealth were not statistically significant predictors of willingness to justify paying a bribe in Mexico in 2021.²

Willingness to Justify Paying a Bribe in Mexico by Gender, 2021



■ 95% Confidence Interval (with Design-Effects)

Source: © AmericasBarometer, LAPOP, 2021; MEX_2004-2021_20210927

Nikki Aminmadani (senior) and Alexandra Rounds (sophomore) are both students at Vanderbilt University studying Political Science and Spanish. They are both hoping to pursue a career in law in the future.

Series Editors: Sebastián C. Larrea, Vanderbilt University
 Mariana Rodríguez, Vanderbilt University
 Valerie Schweizer, Vanderbilt University
 Laura Sellers, Vanderbilt University



Interested in knowing more about the LAPOP Lab's AmericasBarometer study? Consult the data and our reports at www.vanderbilt.edu/lapop.

As a charter member of the American Association for Public Opinion Research (AAPOR) Transparency Initiative, LAPOP Lab is committed to routine disclosure of our data collection and reporting processes. More information about the AmericasBarometer sample designs can be found at www.vanderbilt.edu/lapop/core-surveys.php

The contents of this Spotlight Report are the sole responsibility of the authors and LAPOP and do not necessarily reflect the views of any supporting organization. LAPOP's AmericasBarometer surveys are supported predominantly by USAID and Vanderbilt University. The 2021 round also had support from IADB, US National Science Foundation (NSF), and academic partners and researchers across the Americas.

¹ In order to avoid excluding non-binary respondents from the analysis, we recode the gender variable to include non-binary respondents with women. In this survey in Mexico, 0.002% of respondents identified as a gender other than man or woman.

² Due to changes in survey mode in the 2021 AmericasBarometer, place of residence was not analyzed in this Spotlight report.