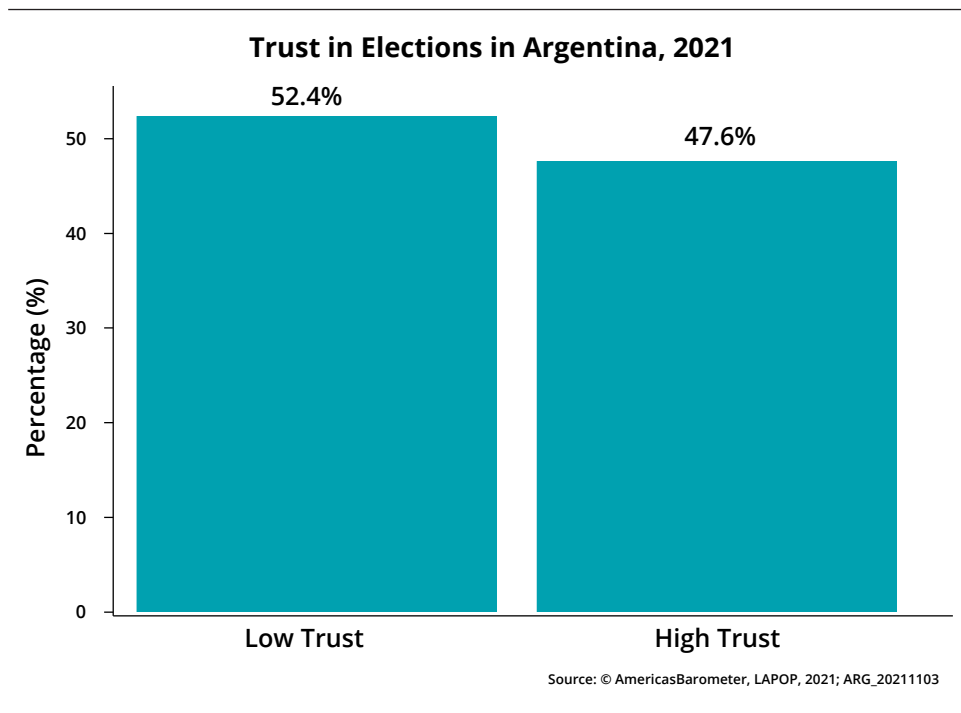


April 2022 | Nikki Aminmadani and Alexandra Rounds

Spotlight on Trust in Elections in Argentina

Trust in elections in Argentina recovered slightly in 2021 after a steady decline since 2012

In 2021, less than half of people in Argentina have high trust in elections

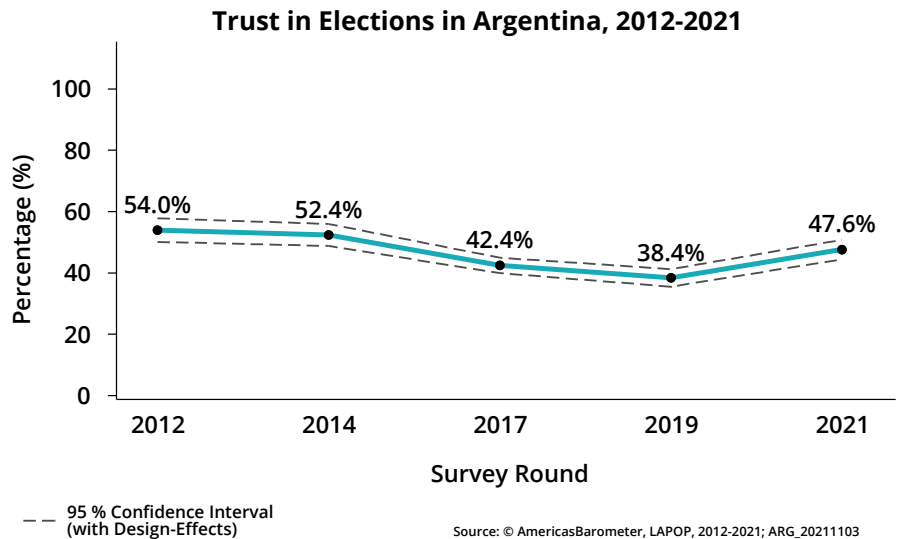


Since 2012, LAPOP's AmericasBarometer has measured trust in elections in Argentina by asking the following question: **B47A. To what extent do you trust elections in this country?** Respondents indicated their opinion on a 1-7 scale, where 1 means "not at all" and 7 means "a lot." Here we code responses into a dichotomous variable, which allows us to estimate the percentage of people in Argentina that have trust in elections. Specifically, responses were recoded into a dichotomous variable indicating confidence in elections by combining responses "5" through "7" into a "high trust" category, while placing the other responses ("1" through "4") into a baseline "low trust" category.

We find that in 2021, less than half of Argentines (47.6%) have high levels of trust in elections.

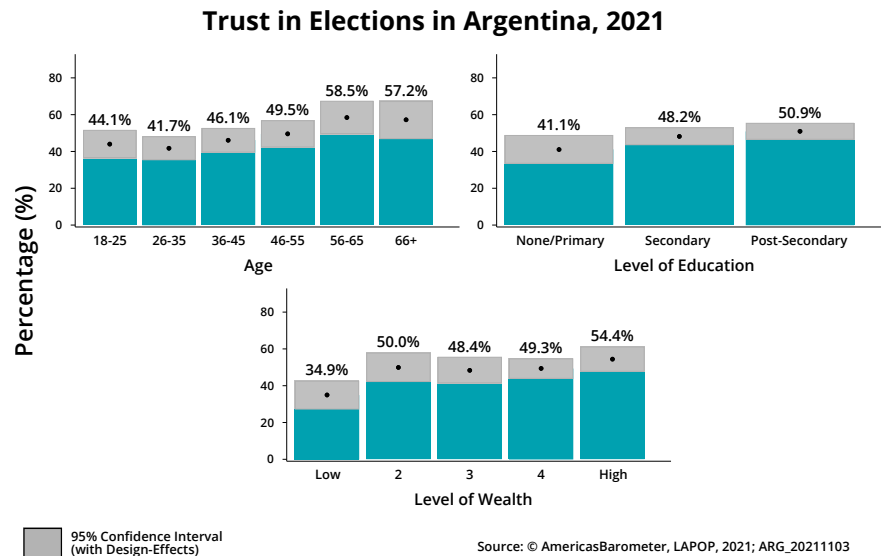
Trust in elections recovered slightly in 2021

Trust in elections in Argentina reached its highest level in the 2012 round of the AmericasBarometer, when more than half (54.0%) of respondents indicated high trust in elections. Argentines reported the lowest level of trust in 2019, when 38.4% of respondents had high trust in elections. However, confidence in elections increased by 9.2 percentage points between 2019 and 2021, with 47.6% of respondents now indicating high trust in elections.



Trust in elections is highest among individuals 56 and older, those with a post-secondary education, and those who do not belong in the lowest level of wealth

What characteristics of individuals predict support for trust in elections in Argentina? Those age 56-65 and those 65 years of age and older have the highest trust in elections (58.5% and 57.2%, respectively) compared to all other age groups. Those with a post-secondary education (50.9%) have higher levels of trust in elections than any other group. Individuals with the lowest level of household wealth have significantly lower levels of trust in elections than those in all other wealth categories.



Gender was not a statistically significant predictor of confidence in elections.¹

Nikki Aminmadani (senior) and Alexandra Rounds (sophomore) are both students at Vanderbilt University studying Political Science and Spanish. They are both hoping to pursue a career in law in the future.

Series Editors: Sebastián C. Larrea, Vanderbilt University
Mariana Rodríguez, Vanderbilt University
Valerie Schweizer, Vanderbilt University
Laura Sellers, Vanderbilt University



Interested in knowing more about the LAPOP Lab's AmericasBarometer study? Consult the data and our reports at www.vanderbilt.edu/lapop.

As a charter member of the American Association for Public Opinion Research (AAPOR) Transparency Initiative, LAPOP Lab is committed to routine disclosure of our data collection and reporting processes. More information about the AmericasBarometer sample designs can be found at www.vanderbilt.edu/lapop/core-surveys.php

The contents of this Spotlight Report are the sole responsibility of the authors and LAPOP and do not necessarily reflect the views of any supporting organization. LAPOP's AmericasBarometer surveys are supported predominantly by USAID and Vanderbilt University. The 2021 round also had support from IADB, US National Science Foundation (NSF), and academic partners and researchers across the Americas.

¹ Due to changes in survey mode in the 2021 AmericasBarometer, place of residence was not analyzed in this Spotlight report.