

# Topline Report

## *2020 Mexico National Phone Survey*

September 2020



AmericasBarometer  
*Barómetro de las Américas*



# Key Takeaways

- Concerns about the coronavirus pandemic are widespread. People are worried that someone in their household will get sick or that they will not have access to needed healthcare. They disagree about proper containment measures
- Most express disapproval toward domestic violence and believe that violence against women should be reported. However, few believe that such accusations would be taken seriously. Views toward the role of women in society are varied
- Interpersonal trust varies across people. Average levels of trust toward neighbors and toward people in the country are very similar
- There is little confidence in institutions in charge of upholding the law, though people still hold respect for other political institutions
- Though many are unsatisfied with the state of democracy in Mexico, most believe democracy is still preferable to other forms of government

# Table of Contents

1. Study Methodology
2. Coronavirus (COVID-19) Outbreak
3. Gender-Based Violence
4. Trust in Others
5. Evaluations of the Political System
6. Evaluation of Democracy

# 1. Survey Methodology

# Survey Methodology

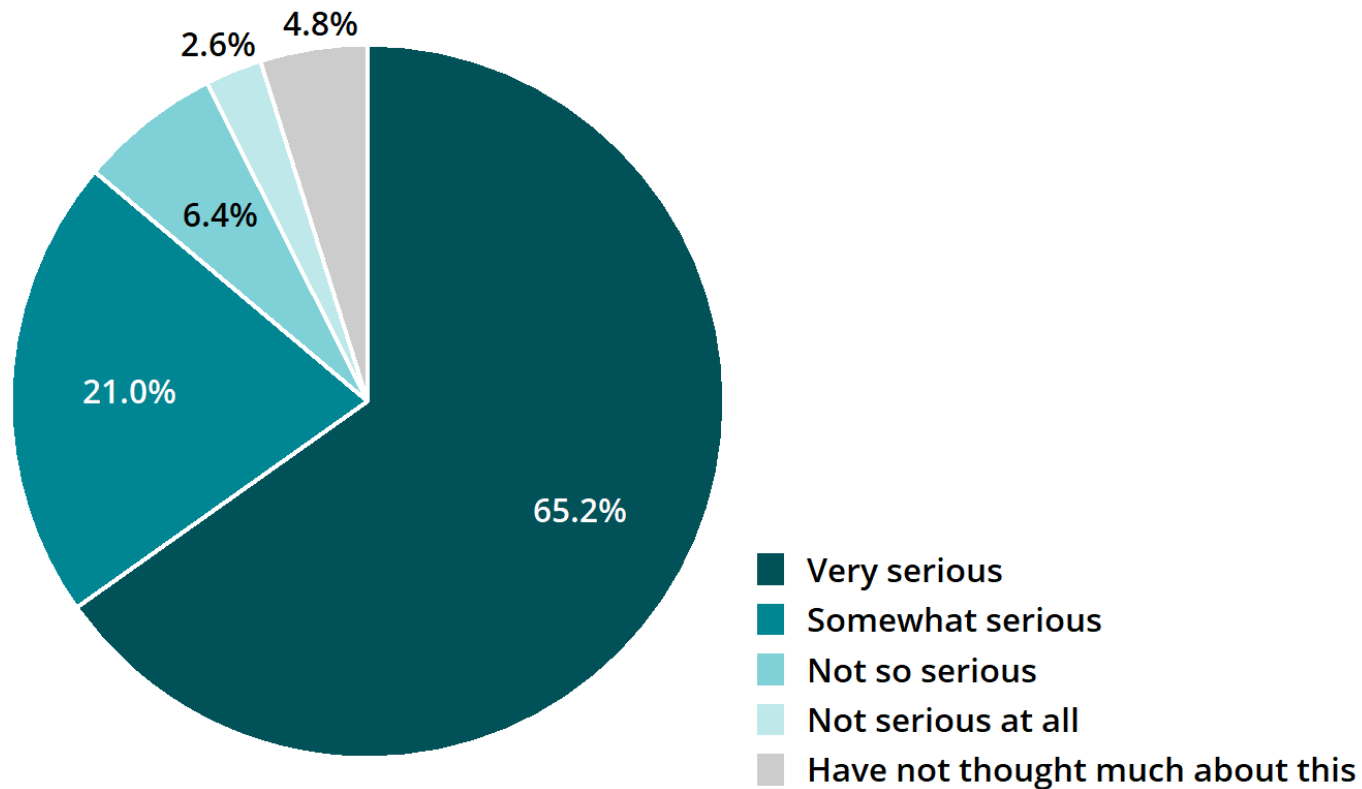
- 2,014 telephone interviews (margin of error:  $\pm 2.2\%$ )
- Pretest dates: July 1 – 3, 2020
- Training dates: July 8 – 10, 2020
- Fieldwork dates: July 15 – August 28, 2020
- Survey language: Spanish
- Data collection software: SurveyToGo
- Sample design information:
  - Nationally representative of voting age cell phone users (when weights are applied)
  - Weighted by age, gender, education level, and ownership of a refrigerator, vehicle, washing machine, microwave oven, drinking water line, indoor bathroom, computer, flat panel TV, home internet access, and cable or satellite TV service
  - The sample frame is based on the Plan Nacional de Numeración. A sample framework was constructed from the Instituto Federal de Telecomunicaciones from several cell phone providers (market share in parentheses): Telcel (62.5%), Telefónica (21.2%), AT&T (14.9%), and 17 others (1.47%)
  - The survey was administered using a predictive dialer. If a number a number is valid, the interviewer makes the call to carry out the survey. If the respondent agrees to the telephone interview and completes the entire survey it is considered an effective survey
  - Data collection mode: Computer-Assisted Telephone Interviewing (CATI)

# 2. Coronavirus (COVID-19) Outbreak

# Summary of Findings

- Concerns about the coronavirus are widespread
- Most (65%) think the outbreak is “very serious”; half (49%) are “very worried” someone in their household will become sick; most (64%) are worried about access to healthcare
- Among the 64% who had left their home since the outbreak, 81% always use masks
- Nearly half (44%) have consumed “a lot” of news about the coronavirus. Slightly more than half (56%) said most of the information has been the same, while 44% said there has been conflicting information about the virus
- There are different perspectives about proper virus response measures
  - Half (50%) believe it should be left to individuals to make decisions to protect themselves
  - Yet, 53% agree that the government should arrest citizens caught violating social distancing rules
  - Only 22% report it is justified for citizens to take the law into their own hands to confront the virus
  - About a third (33.5%) are willing to justify a coup when the country faces a health emergency; two thirds (66%) are willing to allow the president to postpone elections

# More than 3 in 5 think the outbreak is “very serious”



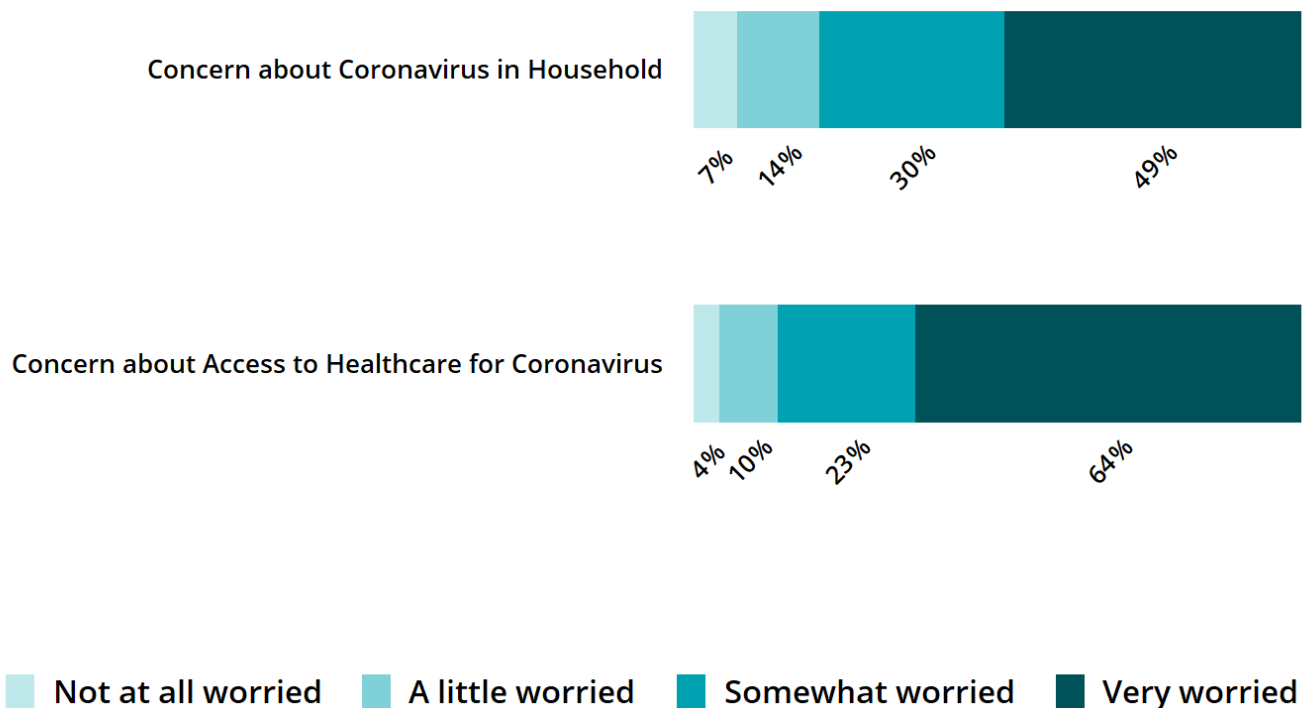
Seriousness of Coronavirus Outbreak

Source: © AmericasBarometer, LAPOP, 2020; v.MEX20\_0.1

**COVID1.** ¿Qué tan serio piensa que es el problema del brote del coronavirus en México?  
(1) Muy serio (2) Algo serio (3) Poco serio (4) Nada serio (5) No ha pensado mucho sobre esto



# Most are worried that someone in their household will get sick and will not have access to needed healthcare



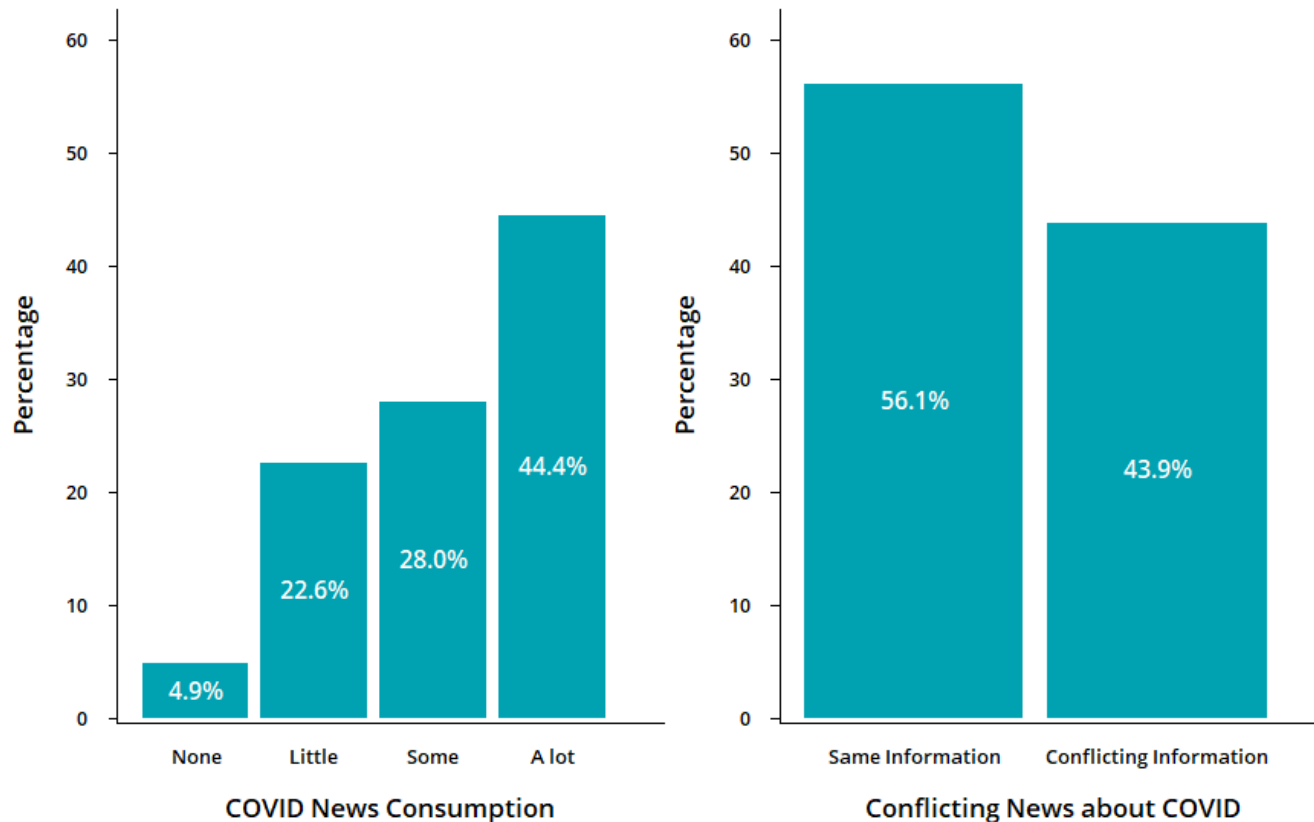
Source: © AmericasBarometer, LAPOP, 2020; v.MEX20\_0.1

**COVID2AT.** ¿Qué tan preocupado(a) está sobre la posibilidad de que en los próximos 3 meses usted o alguien en su casa se enferme de coronavirus?

**COVID2ET.** ¿Y si usted o alguien en su casa se enfermara de coronavirus en los próximos 3 meses, qué tan preocupado(a) está de que puedan acceder a cuidados de salud adecuados para tratar la enfermedad?

(1) Muy preocupado(a) (2) Algo preocupado(a) (3) Poco preocupado(a) (4) Nada preocupado(a)

# Most have consumed at least some news about COVID-19, and 44% have received conflicting information



Source: © AmericasBarometer, LAPOP, 2020; v.MEX20\_0.1

**COVID23.** ¿Qué tanto ha seguido las noticias acerca del coronavirus?

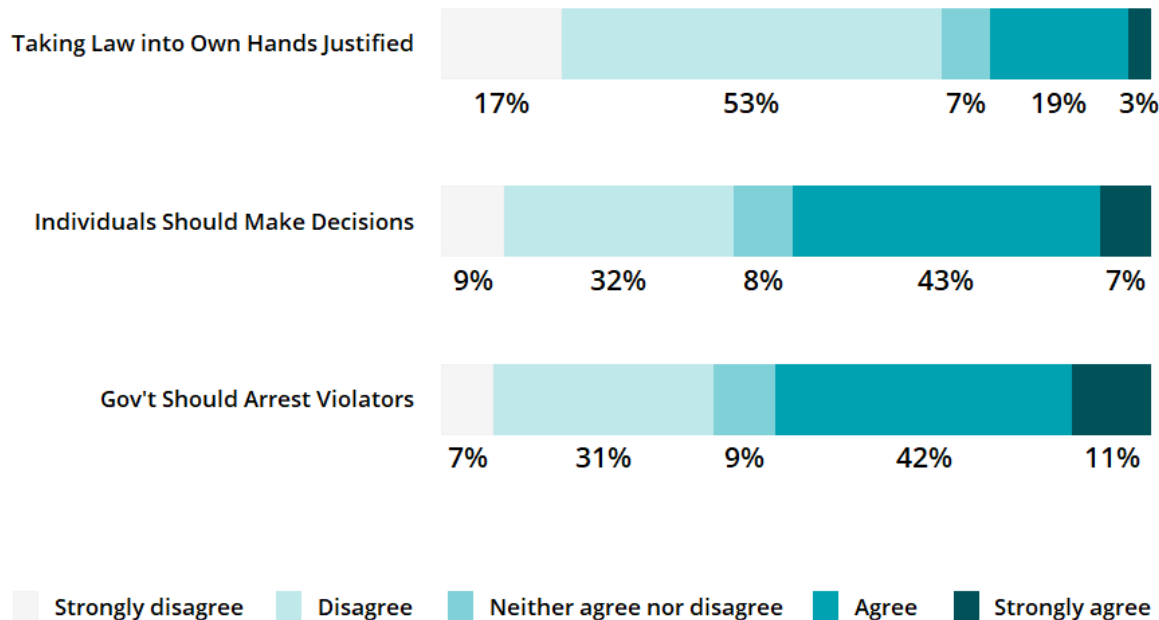
(1) Mucho (2) Algo (3) Poco (4) Nada

**COVID24.** Y pensando en toda la información que usted ha escuchado o leído sobre el coronavirus

(1) En conjunto, ¿ha sido siempre la misma información?, o

(2) ¿Ha sido información contradictoria sobre el coronavirus?

# Views about proper containment measures are mixed



Source: © AmericasBarometer, LAPOP, 2020; v.MEX20\_0.1

- Most (70%) think it is *not* justified for a person to take the law into their own hands to contain the virus
- Half (50%) believe it should be left to individuals to make decisions to protect themselves
- Over half (53%) think the government should arrest those violating social distancing rules

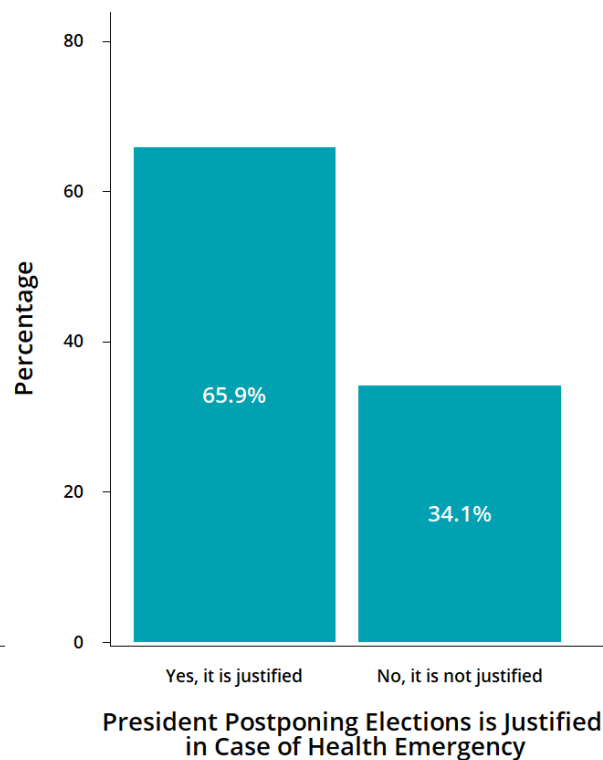
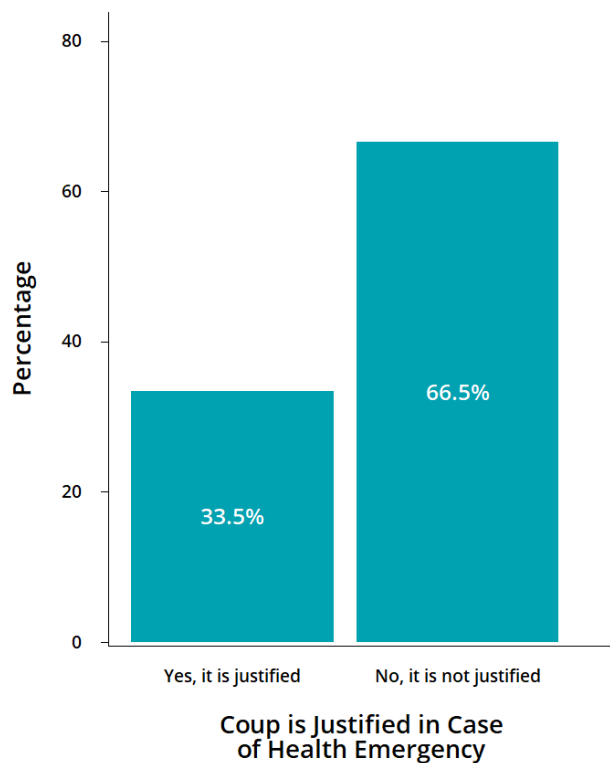
**COVID22.** Para enfrentar al coronavirus, puede ser justificable que los ciudadanos tomen la ley en sus propias manos. Está usted...

**COVID20.** En lugar de dejar que el gobierno imponga restricciones para enfrentar al coronavirus, deberíamos dejar que los individuos tomen las decisiones sobre cómo protegerse. Está usted...

**COVID21.** Para enfrentar al coronavirus, el gobierno debería arrestar a cualquiera que encuentre violando las reglas de distanciamiento social. Está usted...

1) Muy de acuerdo (2) De acuerdo (3) Ni de acuerdo ni en desacuerdo (4) En desacuerdo (5) Muy en desacuerdo

# About a third justify a coup during a health emergency, and two-thirds would allow the president to postpone elections



Source: © AmericasBarometer, LAPOP, 2020; v.MEX20\_0.1

In comparison...

- 33% think a coup is justified under high corruption
- 51% think it is justified for the President to postpone elections in case of violence

**JC13COVID.** Cuando hay una emergencia de salud pública como el coronavirus... (1) Se justificaría que los militares tomen el poder por un golpe de Estado (2) No se justificaría que los militares tomen el poder por un golpe de Estado

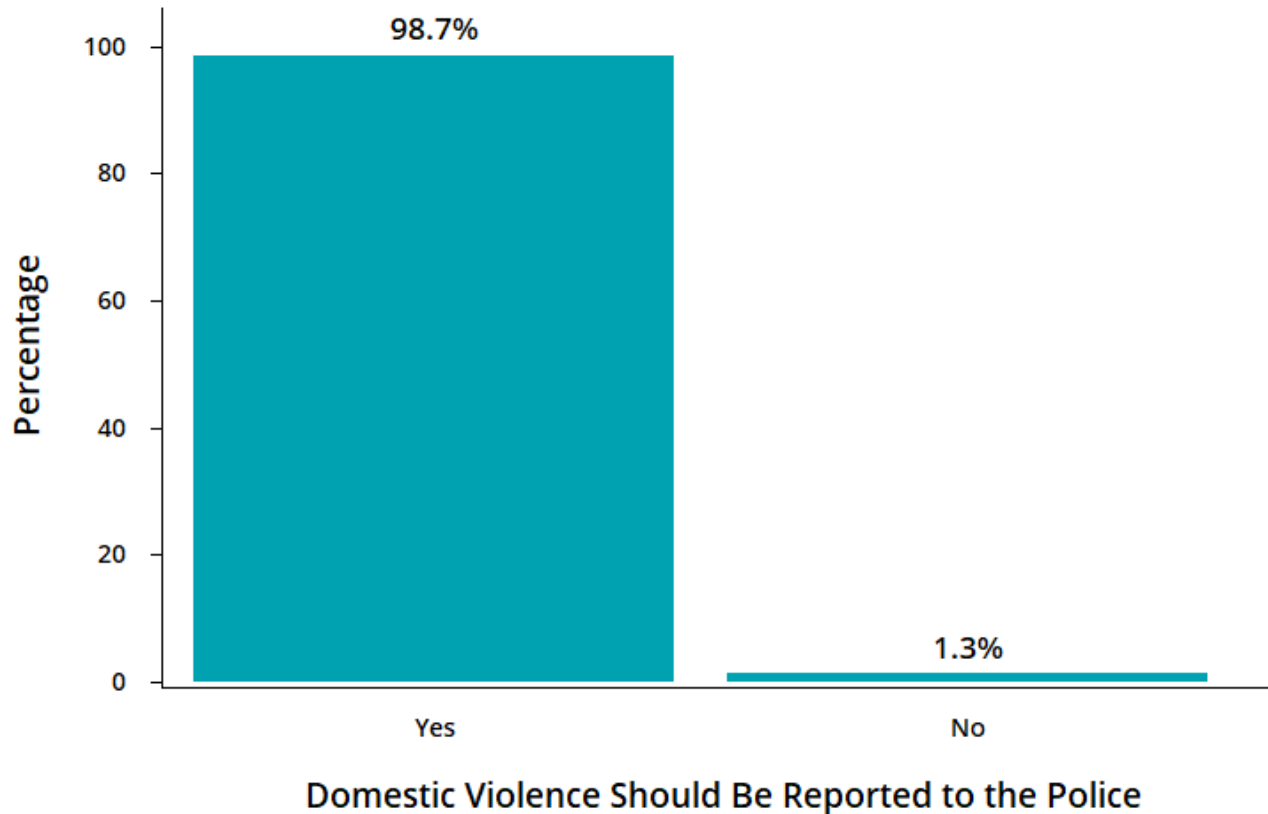
**JCCOVI.** ¿Cree usted que cuando hay una emergencia de salud pública como el coronavirus, se justifica que el presidente posponga las elecciones? (1) Sí se justifica (2) No se justifica

# 3. Gender-Based Violence

# Summary of Findings

- Virtually all Mexicans (99%) believe incidents of violence against women in their neighborhoods should be reported to the police
  - 37% say it is very likely that the police would take an incidence of domestic violence seriously and 34% that the perpetrator would be punished
- Views toward the role of women in society are mixed
  - 49% agree that domestic violence is a private matter, while 43% disagree
  - Around one-third agree that women have a duty to obey their partner (32%) and need permission to visit friends and family (35%)
  - 94% believe that couples should share housework equally

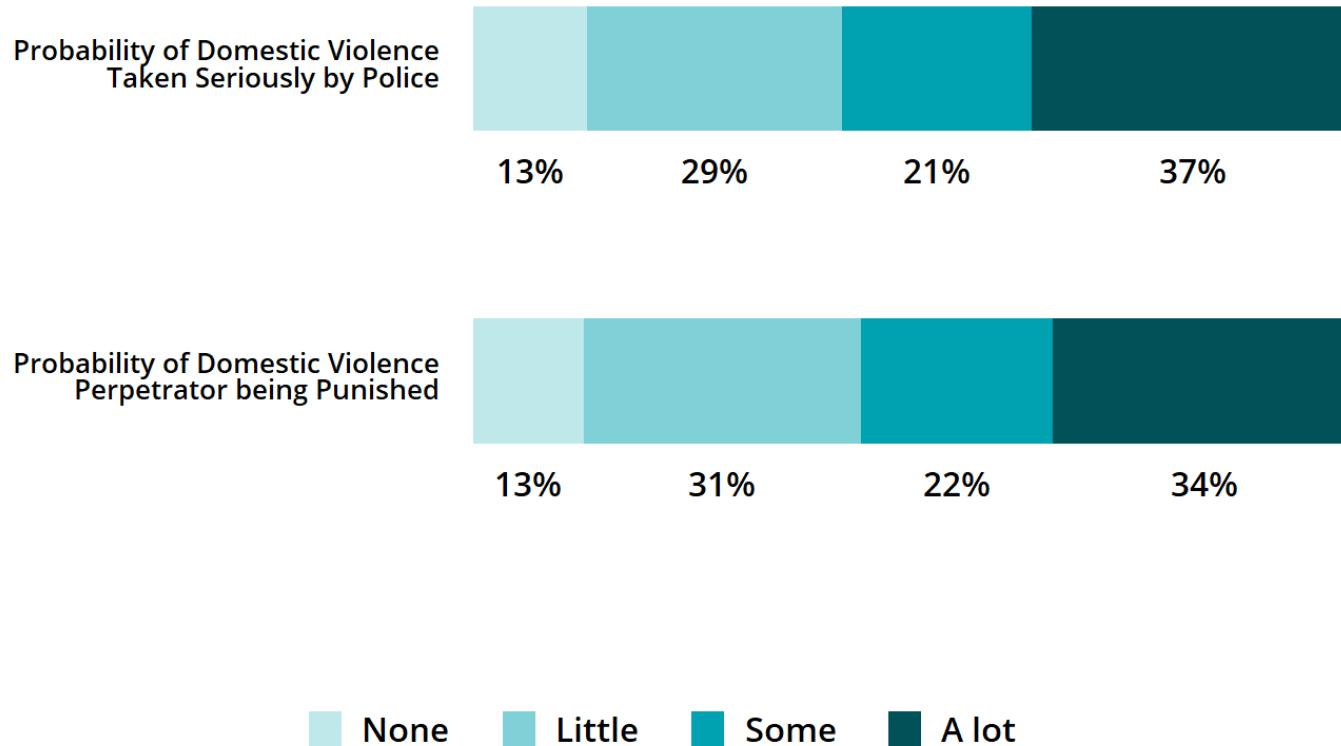
# Virtually all Mexicans believe incidents of violence against women should be reported to the police



Source: © AmericasBarometer, LAPOP, 2020; v.MEX20\_0.1

**AOJG1.** Si una mujer de su comunidad o vecindario fuera golpeada por la pareja, ¿cree usted que ella debería reportar el incidente a la policía?  
(1) Sí (2) No

# About 1 in 3 believe the police would take a domestic violence incident seriously and that the perpetrator would be punished



Source: © AmericasBarometer, LAPOP, 2020; v.MEX20\_0.1

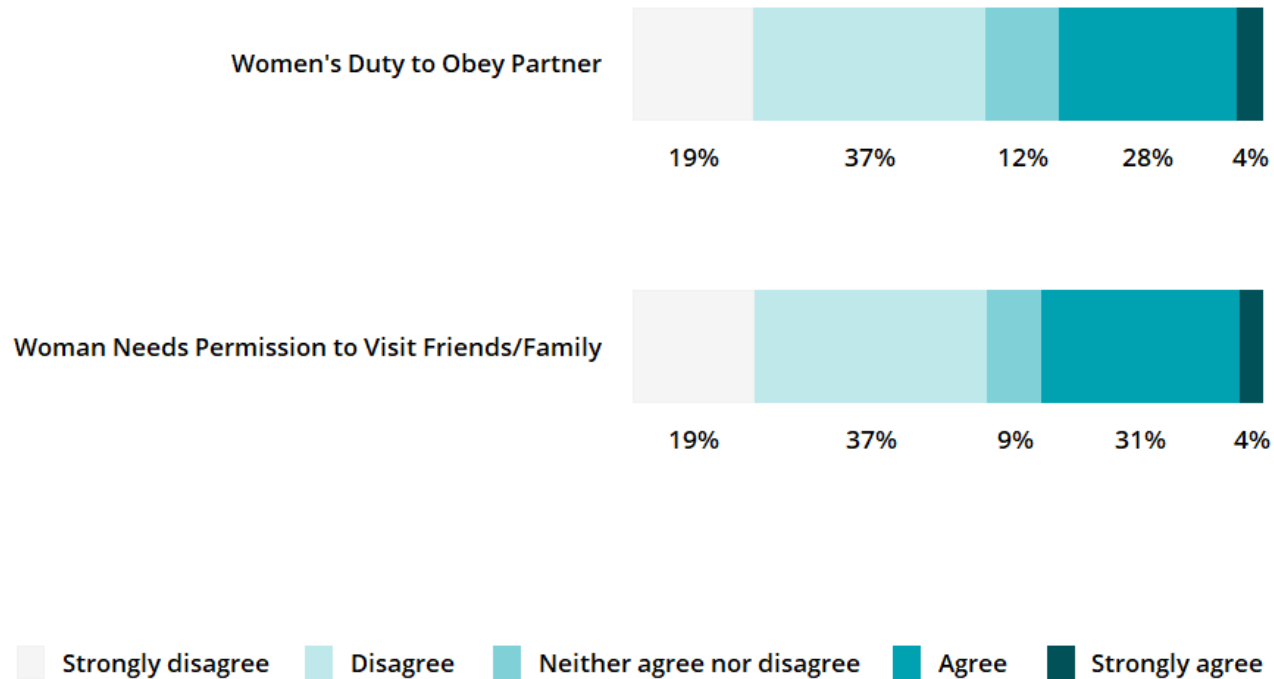
**AOJG2N.** Si el incidente fuera reportado, ¿cuán probable sería que la policía se lo tomara en serio?

**AOJG3N.** Si el incidente fuera reportado, ¿cuán probable sería que el sistema judicial castigara al culpable?

(1) Mucho (2) Algo (3) Poco (4) Nada



# Most (56%) disagree that a woman must obey her partner and that a woman needs permission to visit friends and family



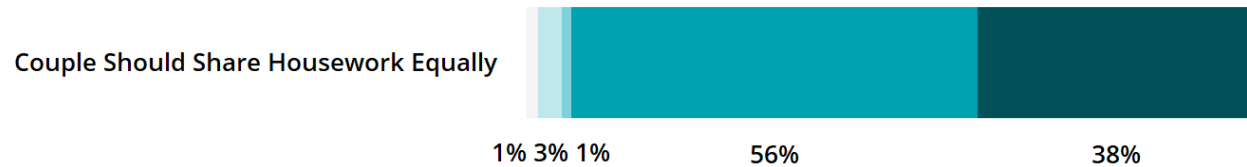
Source: © AmericasBarometer, LAPOP, 2020; v.MEX20\_0.1

**GENOR1.** *Es el deber de una mujer obedecer a su pareja. Está usted...*

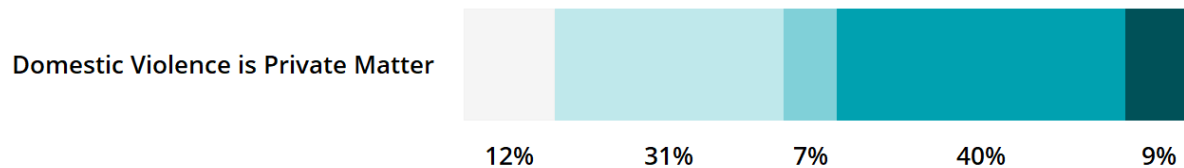
**GENOR2.** *Si una mujer quiere ir a ver a sus familiares o amigos, necesita el permiso de su pareja. Está usted...*

(1) *Muy de acuerdo* (2) *De acuerdo* (3) *Ni de acuerdo ni en desacuerdo* (4) *En desacuerdo* (5) *Muy en desacuerdo*

# Views about gender roles in the home and domestic violence are mixed



- The vast majority (94%) believe couples should share housework equally



- A near-majority (49%) believe domestic violence is a private matter

Strongly disagree   Disagree   Neither agree nor disagree   Agree   Strongly agree

Source: © AmericasBarometer, LAPOP, 2020; v.MEX20\_0.1

**GENOR3.** Las parejas deben compartir equitativamente las tareas domésticas si ambas personas trabajan fuera de casa. Está usted...

**GENOR4.** La violencia física entre miembros de una pareja es un asunto privado y debe manejarse dentro de la pareja o la familia cercana. Está usted...

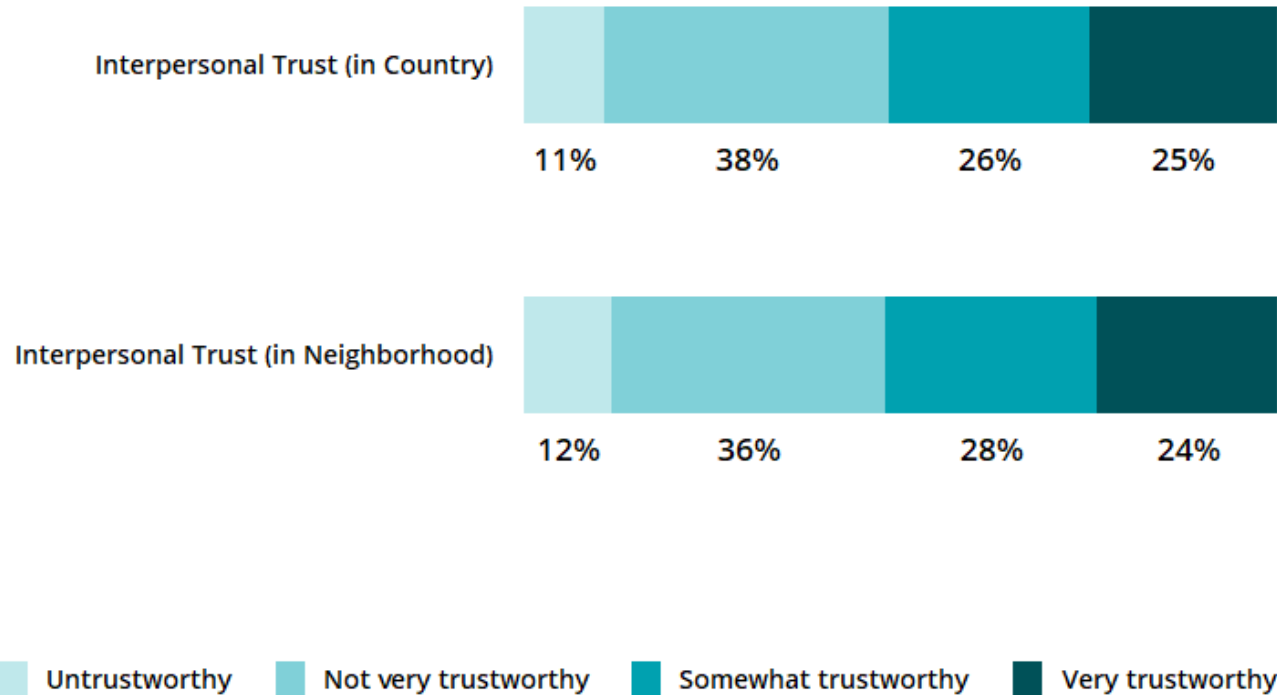
(1) Muy de acuerdo (2) De acuerdo (3) Ni de acuerdo ni en desacuerdo (4) En desacuerdo (5) Muy en desacuerdo

# 4. Trust in Others

# Summary of Findings

- People are about equally trusting of fellow Mexicans as they are of their neighbors
- 25% say people in the country are “very trustworthy” and 26% say they are “somewhat trustworthy”
- 24% say people in their neighborhood are “very trustworthy” and 28% say they are “somewhat trustworthy”

# Respondents are about equally trusting of fellow Mexicans as they are of their neighbors



Source: © AmericasBarometer, LAPOP, 2020; v.MEX20\_0.1

*IT1N2. Y hablando de los mexicanos, ¿diría usted que la gente en este país es muy confiable, algo confiable, poco confiable, o nada confiable?*

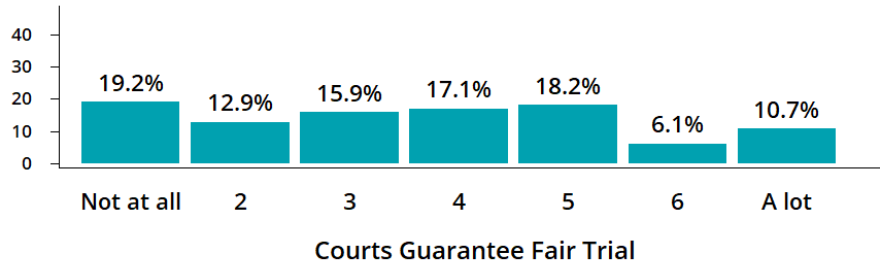
*IT1. Y hablando de la gente de su vecindario o comunidad, ¿diría usted que la gente de su comunidad es muy confiable, algo confiable, poco confiable, o nada confiable?*

# 5. Evaluations of the Political System

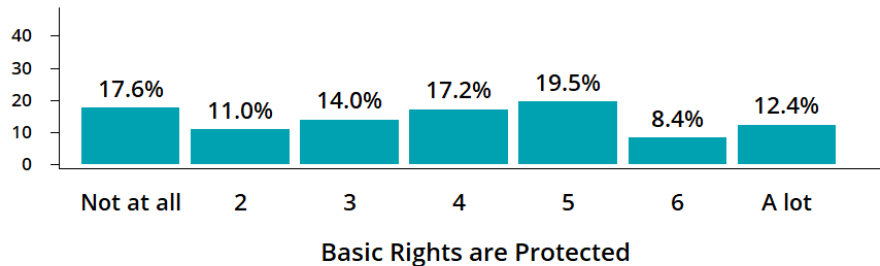
# Summary of Findings

- There is a lack of confidence in institutions in charge of upholding the law
  - Nearly half (48%) believe courts do not guarantee a fair trial
  - Many (43%) also believe that basic rights are not protected
- Still, most Mexicans still hold respect for other political institutions, have pride in the political system, and think people should support the political system
  - More than a third (35%) feel that they respect political institutions a lot
  - A majority (56%) have a sense of pride in the political system
  - Most (66%) believe that people should support the political system

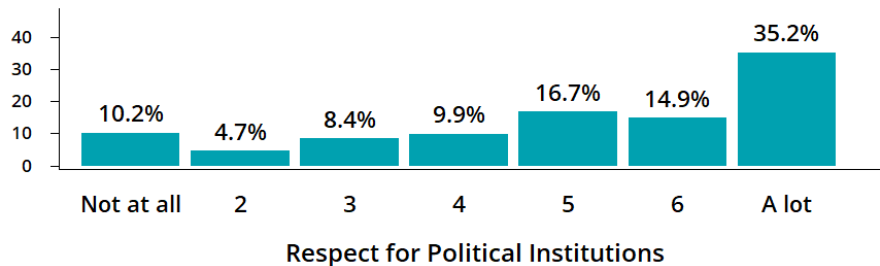
# Many lack confidence in law enforcement institutions, though they still hold respect for institutions overall



- Nearly half (48%) believe courts do not guarantee a fair trial (selected 1-3)



- A substantial minority (43%) also believe that basic rights are not protected (selected 1-3)



- Over a third (35%) still feel that they respect political institutions a lot

Source: © AmericasBarometer, LAPOP, 2020; v.MEX20\_0.1

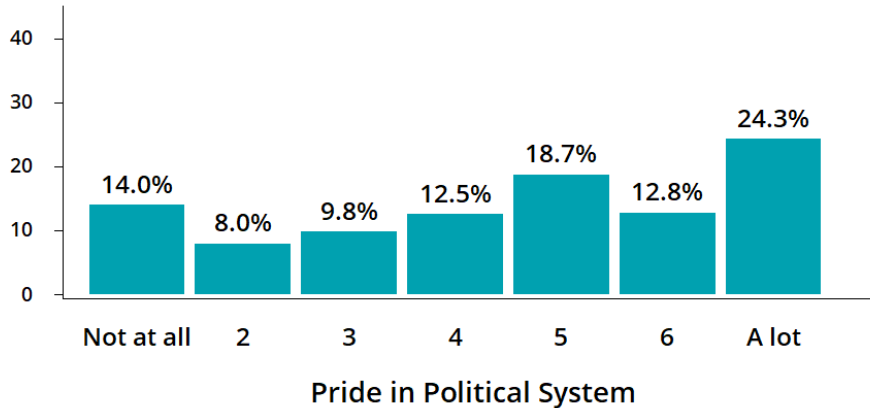
**B1.** ¿Hasta qué punto cree usted que los tribunales de justicia de México garantizan un juicio justo?

**B3.** ¿Hasta qué punto cree usted que los derechos básicos del ciudadano están bien protegidos por el sistema político mexicano?

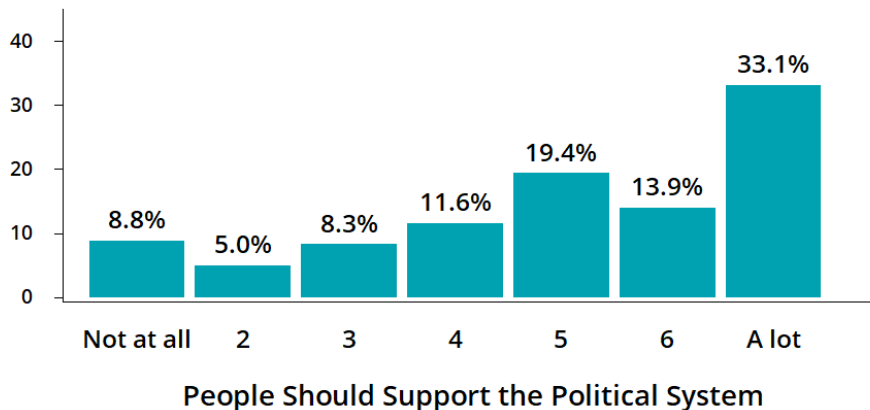
**B2.** ¿Hasta qué punto tiene usted respeto por las instituciones políticas del México?



# Most have pride in their political system and believe people should support the political system



- A majority (56%) have pride in the political system, responding 5 or higher



- Nearly two-thirds (66%) believe that people should support the political system, responding 5 or higher

Source: © AmericasBarometer, LAPOP, 2020; v.MEX20\_0.1

**B4.** ¿Hasta qué punto se siente usted orgulloso de vivir bajo el sistema político del México?

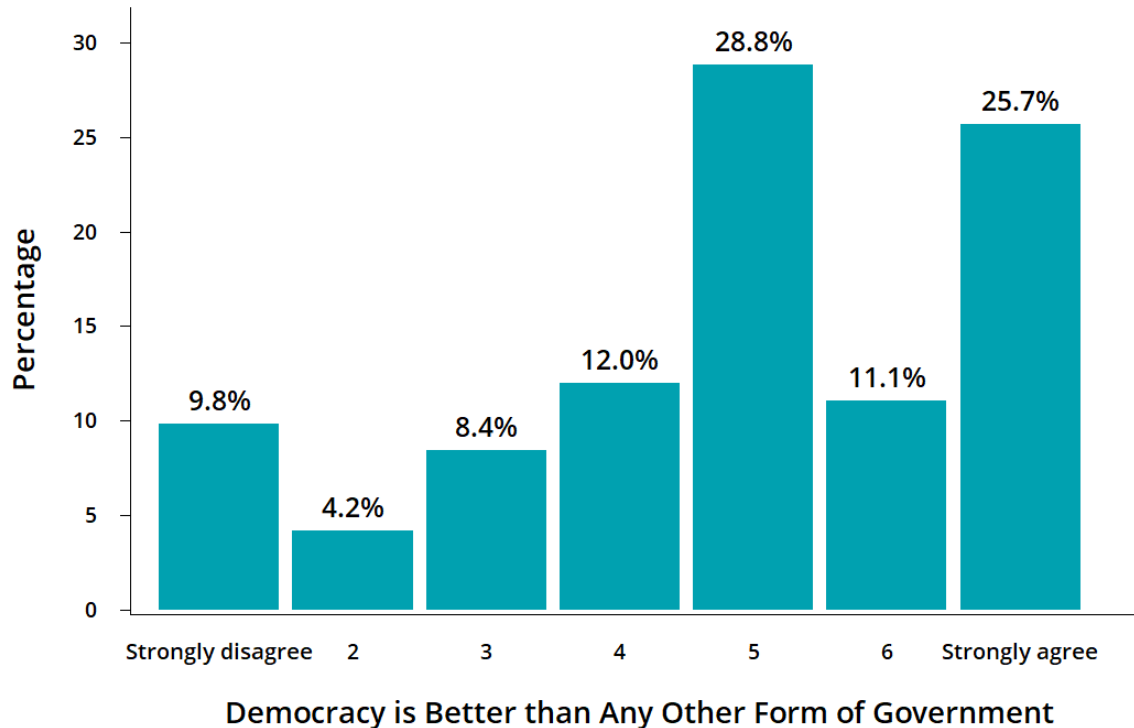
**B6.** ¿Hasta qué punto piensa usted que se debe apoyar al sistema político del México?

# 6. Evaluation of Democracy

# Summary of Findings

- Most (66%) agree that democracy is the best form of government, though a notable minority (10%) strongly disagree
- A bare majority (52%) are satisfied or very satisfied with democracy in Mexico today, while the remaining 48% are dissatisfied or very dissatisfied

# Most Mexicans agree that democracy is the best form of government, though around 1 in 10 “strongly disagree”

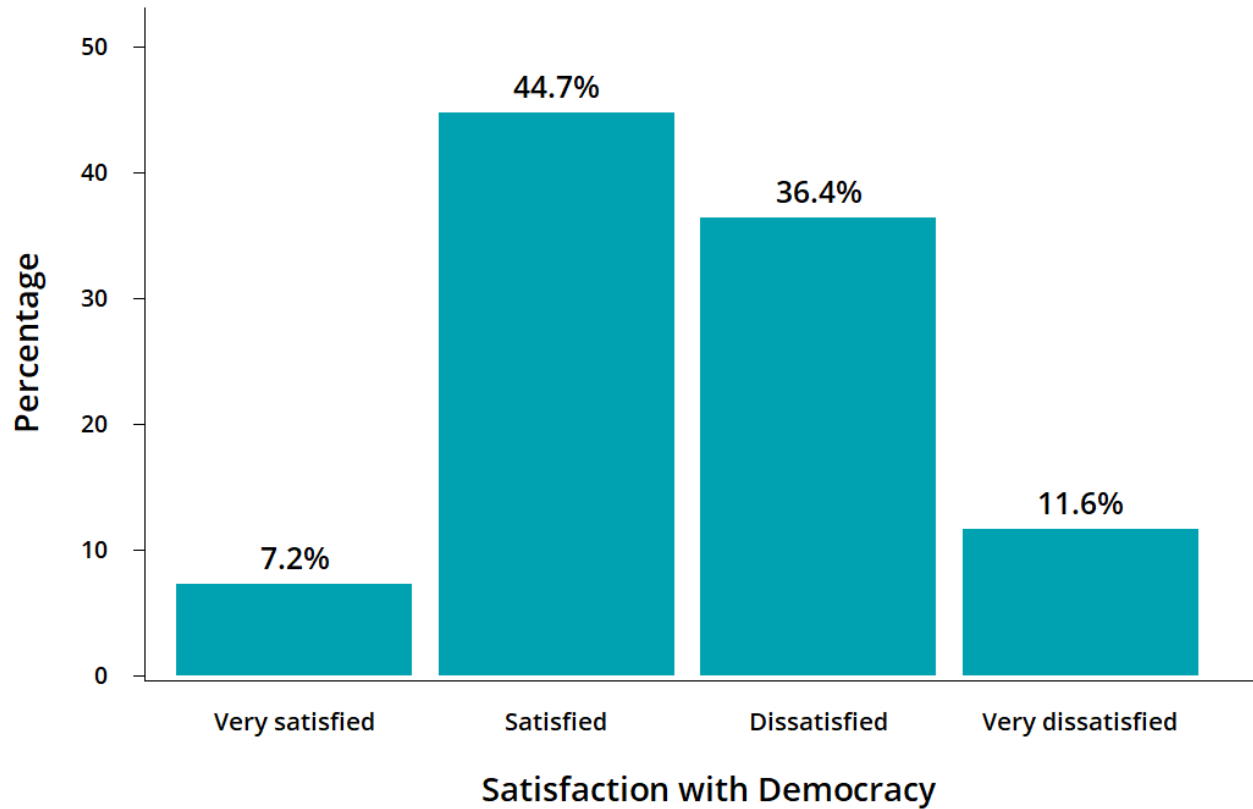


- Two-thirds (66%) support democracy, responding 5 or higher

Source: © AmericasBarometer, LAPOP, 2020; v.MEX20\_0.1

*ING4. Puede que la democracia tenga problemas, pero es mejor que cualquier otra forma de gobierno. ¿Hasta qué punto está de acuerdo o en desacuerdo con esta frase?*

# Slightly more than half are “satisfied” or “very satisfied” with how democracy functions in Mexico



Source: © AmericasBarometer, LAPOP, 2020; v.MEX20\_0.1

**PN4.** En general, ¿usted diría que está muy satisfecho(a), satisfecho(a), insatisfecho(a) o muy insatisfecho(a) con la forma en que la democracia funciona en México?

# Credits

Author:

Luke Plutowski, Ph.D.

Editors:

Mariana Rodríguez, Ph.D.

Liz Zechmeister, Ph.D.

Noam Lupu, Ph.D.

All LAPOP Lab reports and datasets are available at [www.lapopsurveys.org](http://www.lapopsurveys.org). Follow us on Twitter [@lapop\\_barómetro](https://twitter.com/lapop_barometro).

This study is made possible by the support of the American People through the United States Agency for International Development (USAID). The contents of this study are the sole responsibility of the authors and LAPOP and do not necessarily reflect the views of USAID or the United States Government.



The logo for LAPOP, consisting of the word "LAPOP" in large, bold, green, sans-serif capital letters. The text is framed by two horizontal yellow bars, one above and one below.

