



Latin American Public Opinion Project

LAPOP

Proyecto de Opinión Pública de América Latina

[www.lapopsurveys.org](http://www.lapopsurveys.org)

Find us at: [www.lapopsurveys.org](http://www.lapopsurveys.org)

Like us on:  Latin American Public Opinion Project

Follow us at:  @Lapop\_Barometro



# Advances, Challenges, and Setbacks in Democratic Public Opinion in Guyana: The LAPOP AmericasBarometer

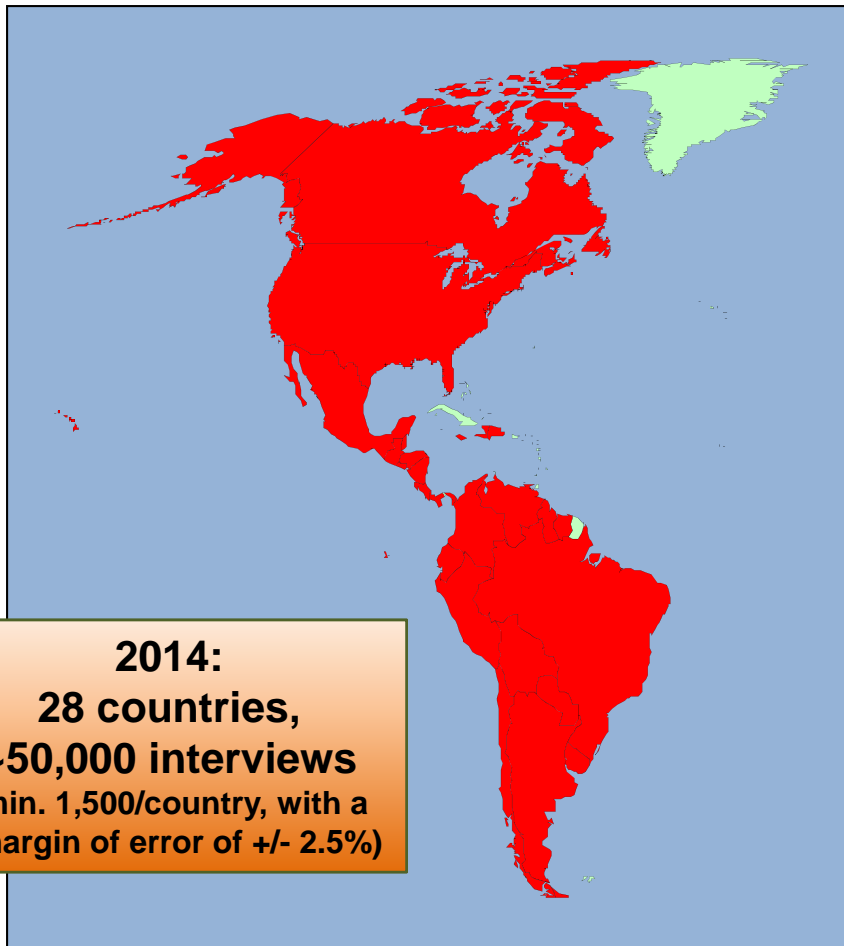



**Elizabeth J. Zechmeister, Director of LAPOP and  
Associate Professor of Political Science, Vanderbilt University**

**Mitchell A. Seligson, Founder & Senior Advisor of LAPOP and  
Centennial Professor of Political Science, Vanderbilt University**

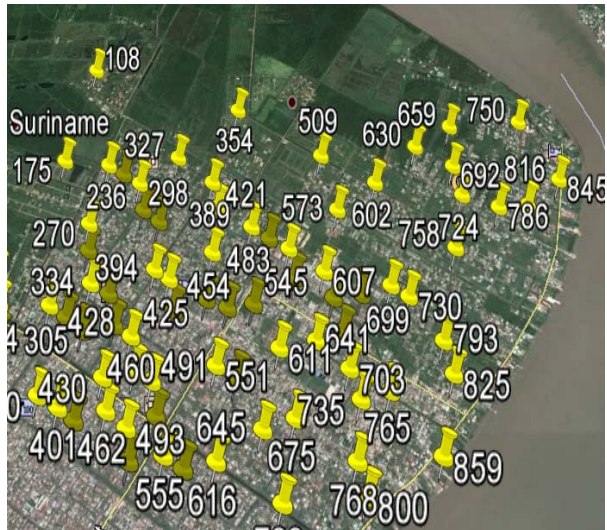
# The AmericasBarometer

2004-2014: ~232,000 interviews



- The only household survey that includes North, Central and South America, and key countries in the Caribbean
- Minimum of 1,500 interviews per country
- Nationally representative, including rural and urban areas
- Face-to-face interviews, conducted in at least 8 languages
- Multiple pre-tests conducted over the course of a year

# 2014 Sample Sizes and Confidence Intervals (national level)



LASSO: A new technology for  
sample design

Country	Sample Size	Sampling Error
Mexico/Central America		
Mexico	1,578	±2.5%
Guatemala	1,506	±2.5%
El Salvador	1,512	±2.5%
Honduras	1,561	±2.4%
Nicaragua	1,547	±2.4%
Costa Rica	1,541	±2.5%
Panama	1,508	±2.4%
Andean/Southern Cone		
Colombia	1,512	±2.5%
Ecuador	1,512	±2.5%
Peru	1,500	±2.5%
Bolivia	3,068	±1.8%
Paraguay	1,515	±2.5%
Chile	1,571	±2.5%
Uruguay	1,512	±2.5%
Brazil	1,500	±2.5%
Venezuela	1,500	±2.5%
Argentina	1,512	±2.5%
Caribbean		
Bahamas	3,429	±1.8%
Barbados	In progress	
Belize	1,534	±2.5%
Dominican Republic	1,520	±2.5%
Guyana	1,558	±2.5%
Haiti	1,512	±2.3%
Jamaica	1,506	±2.5%
Suriname	4,000	±1.6%
Trinidad & Tobago	4,207	±1.6%
United States and Canada		
Canada	1,517	±2.5%
United States	1,500	±2.5%
Total	49,738	
*Confidence intervals based on unweighted sample sizes. For cross-national analysis purposes, LAPOP weights each sample to 1,500.		

## LAPOP Supporters in Recent Years



**USAID**  
FROM THE AMERICAN PEOPLE



VANDERBILT  UNIVERSITY



**TINKER FOUNDATION INC.**





Canada and the United States	
Canada	
United States	  



**The LAPOP Consortium: Covering the Americas**  
A network of prestigious universities and research centers in the Americas


Andes / Southern Cone	
Argentina	
Bolivia	 
Brazil	
Chile	 
Colombia	 
Ecuador	 
Paraguay	
Peru	
Uruguay	 
Venezuela	

The Caribbean	
Bahamas	
Belize	
Dominican Republic	 
Guyana	
Haiti	
Jamaica	
Suriname	
Trinidad and Tobago	

Mexico and Central America	
Costa Rica	  
El Salvador	
Guatemala	
Honduras	 
Mexico	 
Nicaragua	
Panama	


# Representative surveys, covering urban centers and rural regions

**Bolivia: Urban center**



**Bolivia: Rural area**

**RAAS, Nicaragua**





# All Surveys are Pre-tested In-Country; All Interviewers are Trained by LAPOP; All Fieldwork Monitored by LAPOP



Pretesting in Suriname



Pretesting in Honduras



Pretesting in Peru



Training in Guatemala

Use of handheld electronic devices for data collection increases quality and innovation.



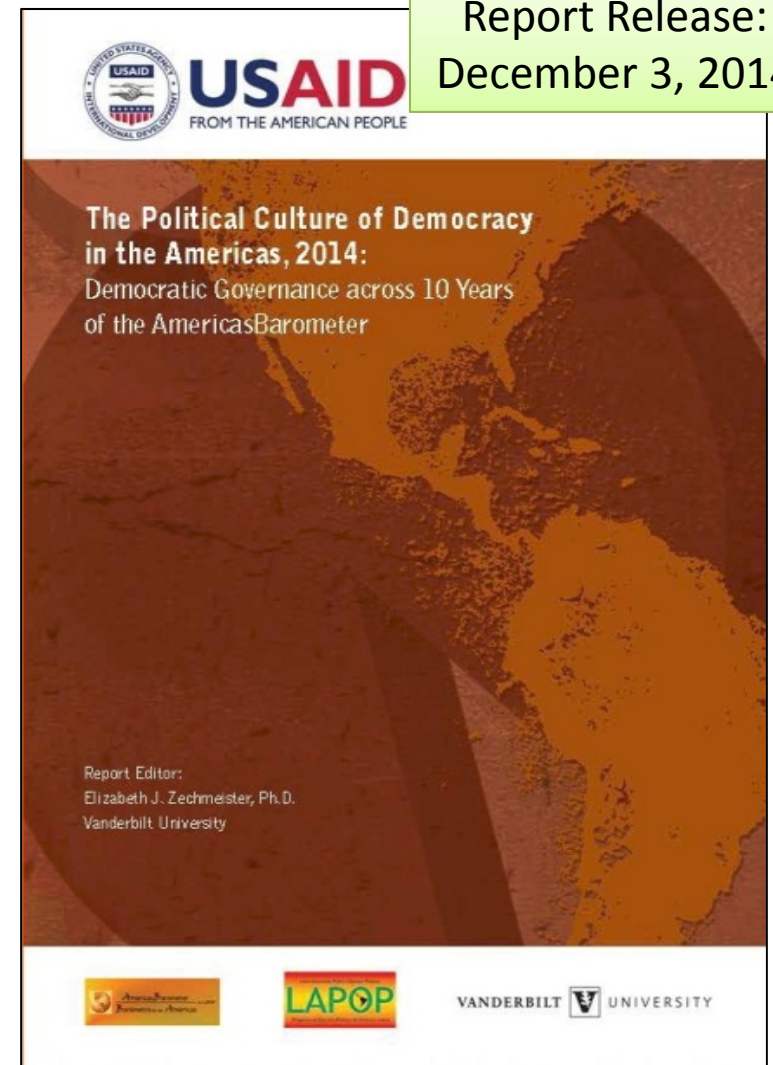
Training in Guyana



# World-Wide Release of 2014 Data: December 1, 2014



World-wide free access made possible by support from the Tinker Foundation



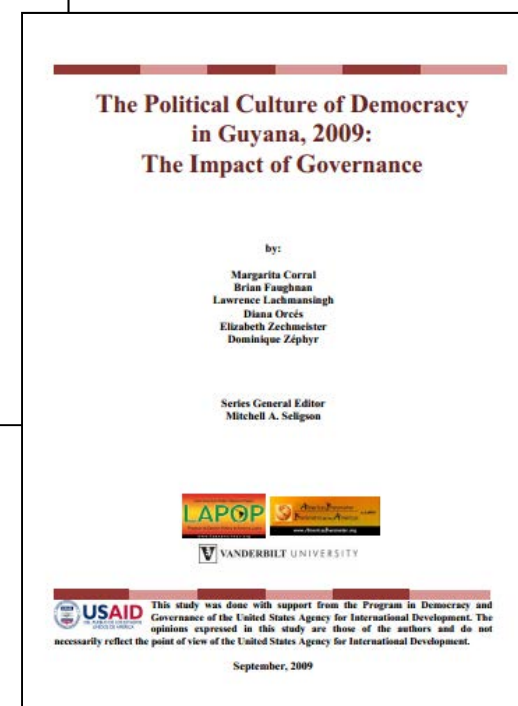
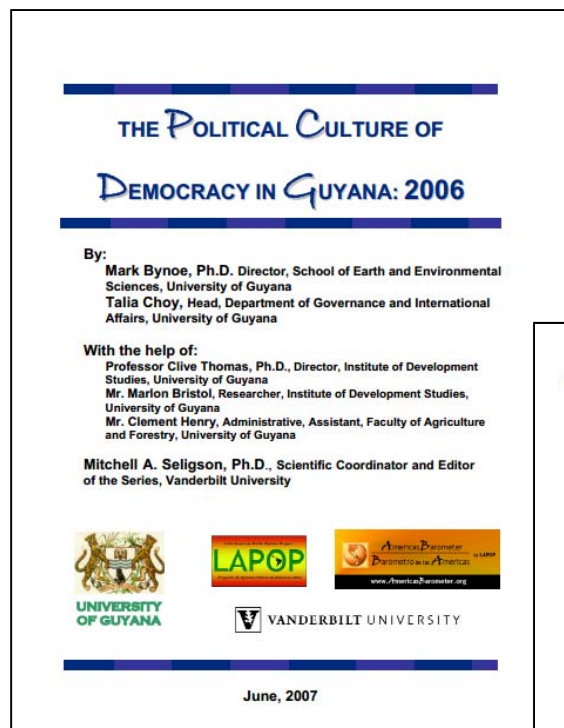
[www.LapopSurveys.org](http://www.LapopSurveys.org)

## **The AmericasBarometer Surveys of Guyana**

# LAPOP National Surveys of Guyana

Year	Respondents
2006	1,555
2009	2,514
2010	1,540
2012	1,529
2014	1,558

[lapopsurveys.org](http://lapopsurveys.org)



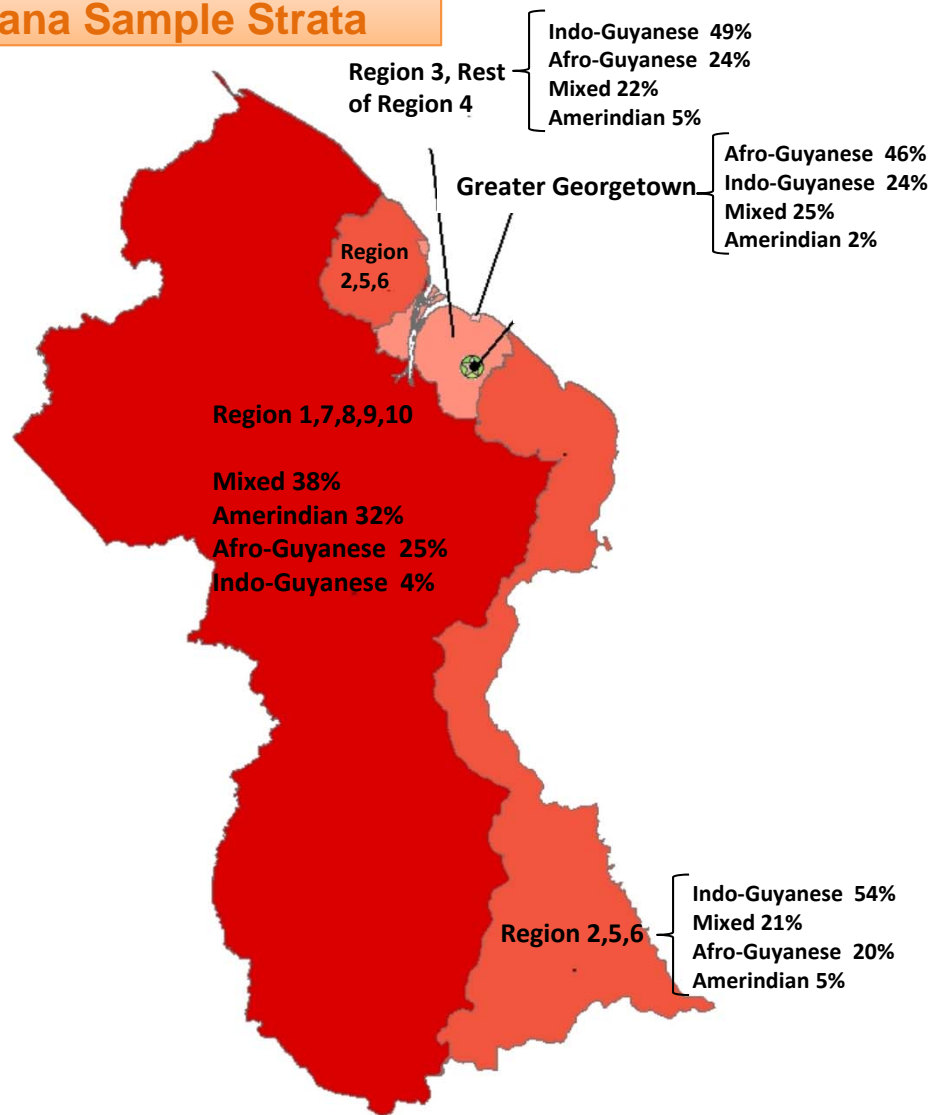


## 2014 National Survey in Guyana

- Number of interviews: **1,558**  
(margin of error:  $\pm 2.5$ )
- Mode: **Android phones + Adgys**
- Pre-test: **December 6-7, 2013**
- Second pre-test and training of interviewers:  
**May 28-29, 2014**
- Start of fieldwork:  
**June 4, 2014**
- End of fieldwork:  
**July 12, 2014**



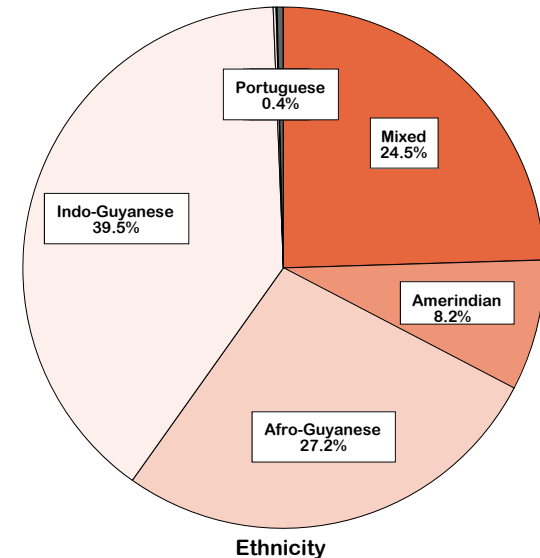
## AmericasBarometer 2014 Guyana Sample Strata



Source: AmericasBarometer by LAPOP, 2012. Map created from boundary data from: <http://www.gadm.org>

0 50 100 200 Kilometers

## 2014 Survey Distribution by Race/Ethnicity



Source: ? AmericasBarometer, LAPOP, 2014; Guyana v1\_W

**ETID.** Do you consider yourself white, mixed, Amerindian, Black, Indian, Chinese, or Portuguese?

- (1) White
- (2) Mixed
- (3) Amerindian
- (4) Black or Afro-Guyanese
- (5) Indo-Guyanese
- (6) Chinese
- (7) Other
- (8) Portuguese

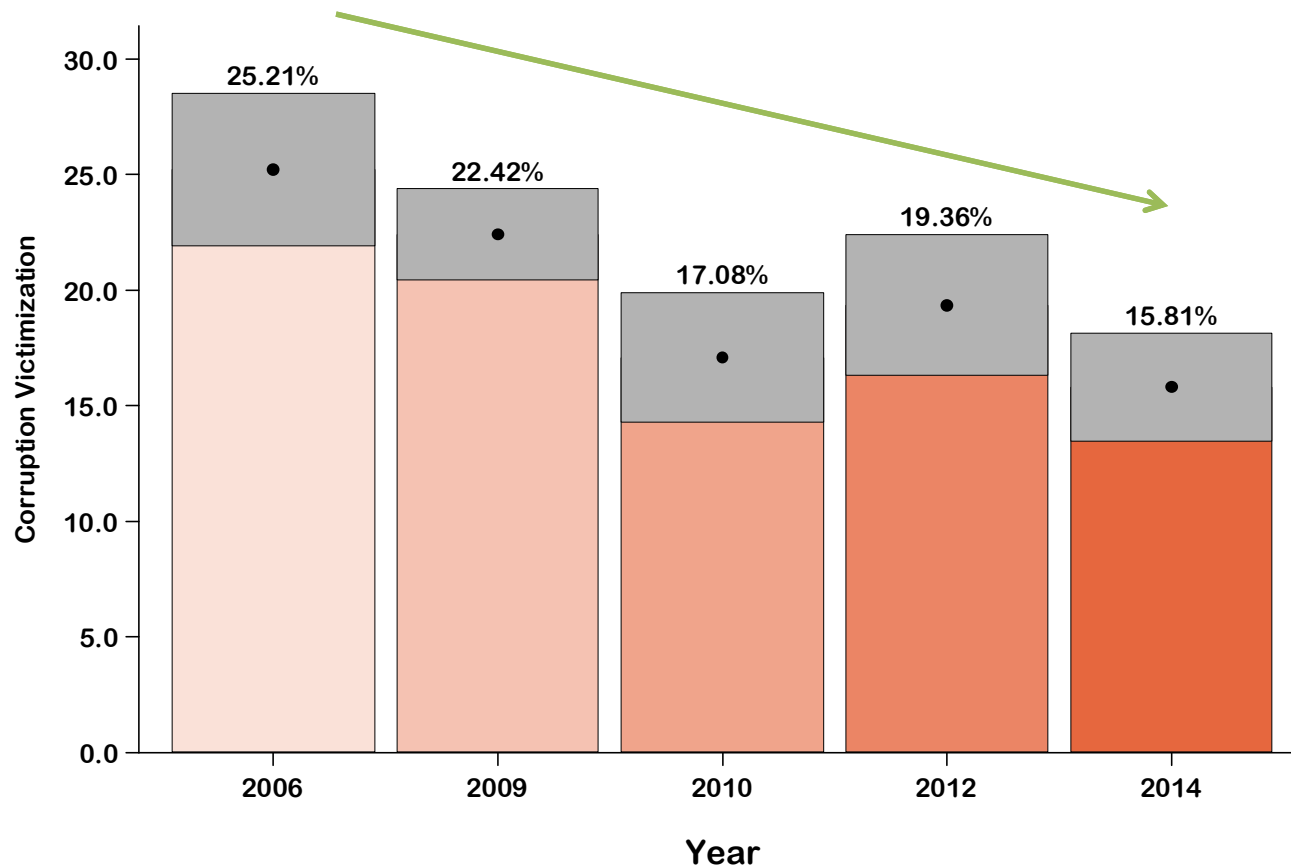
***Looking back over the decade of the LAPOP  
AmericasBarometer in Guyana, we find:***

**Positive trends with respect to:**

- 1) Corruption victimization**
- 2) Crime victimization**
- 3) Life satisfaction**



# Corruption victimization has decreased



95 % Confidence Interval  
(with Design-Effects)

Source: © AmericasBarometer, LAPOP

## Corruption victimization Index

**EXC2.** Has a police officer asked you for a bribe in the last twelve months?

**EXC6.** In the last twelve months, did any government employee ask you for a bribe?

**EXC11.** In the last twelve months, to process any kind of document in your municipal government, like a permit for example, did you have to pay any money above that required by law?

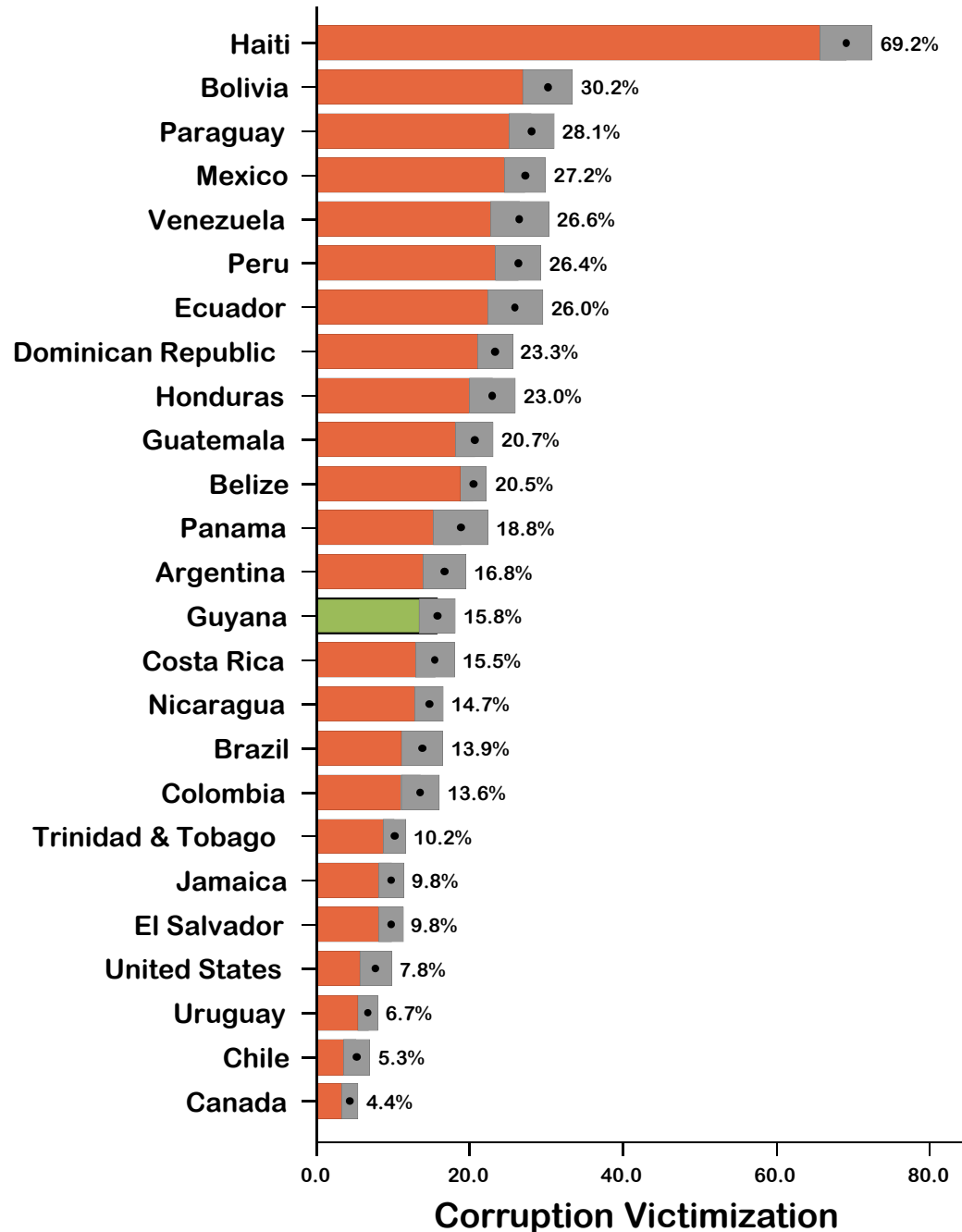
**EXC13.** In your work, have you been asked to pay a bribe in the last twelve months?

**EXC14.** Did you have to pay a bribe to the courts in the last twelve months?

**EXC15.** In order to be seen in a hospital or a clinic in the last twelve months, did you have to pay a bribe?

**EXC16.** Have you had to pay a bribe at school in the last twelve months?

**In 2014, rates of corruption victimization are in the mid-range for the region**



95 % Confidence Interval  
(with Design-Effects)

Source: 2014 AmericasBarometer, LAPOP

### Corruption victimization Index

**EXC2.** Has a police officer asked you for a bribe in the last twelve months?

**EXC6.** In the last twelve months, did any government employee ask you for a bribe?

**EXC11.** In the last twelve months, to process any kind of document in your municipal government, like a permit for example, did you have to pay any money above that required by law?

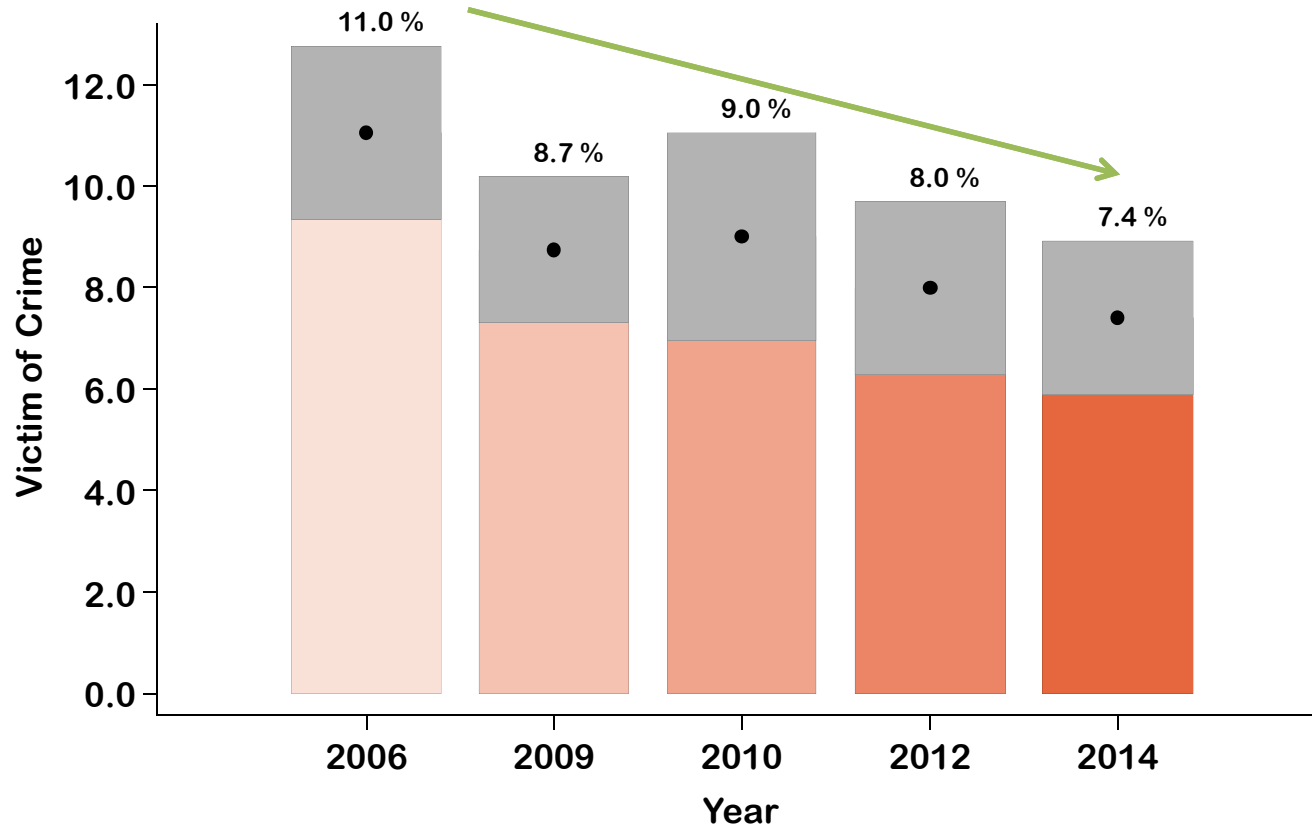
**EXC13.** In your work, have you been asked to pay a bribe in the last twelve months?

**EXC14.** Did you have to pay a bribe to the courts in the last twelve months?

**EXC15.** In order to be seen in a hospital or a clinic in the last twelve months, did you have to pay a bribe?

**EXC16.** Have you had to pay a bribe at school in the last twelve months?

# Crime victimization has decreased



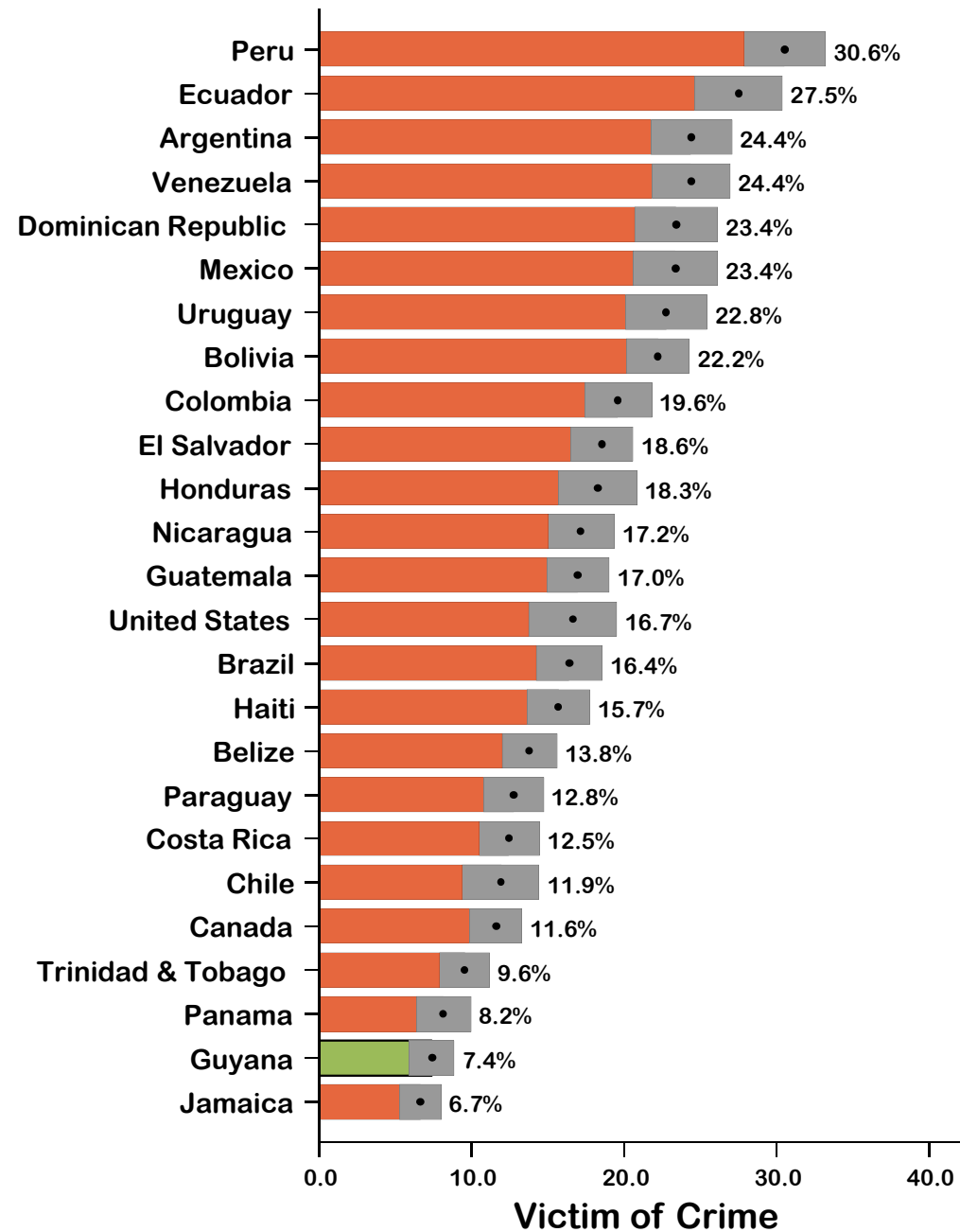
Percentage of respondents that report being the victim of at least 1 of any type of crime in the past 12 months

95 % Confidence Interval  
(with Design-Effects)

Source: AmericasBarometer, LAPOP, 2006-2014; Guyana v1\_W

**VIC1EXT.** Now, changing the subject, have you been a victim of any type of crime in the past 12 months? That is, have you been a victim of robbery, burglary, assault, fraud, blackmail, extortion, violent threats or any other type of crime in the past 12 months?  
(1) Yes (2) No





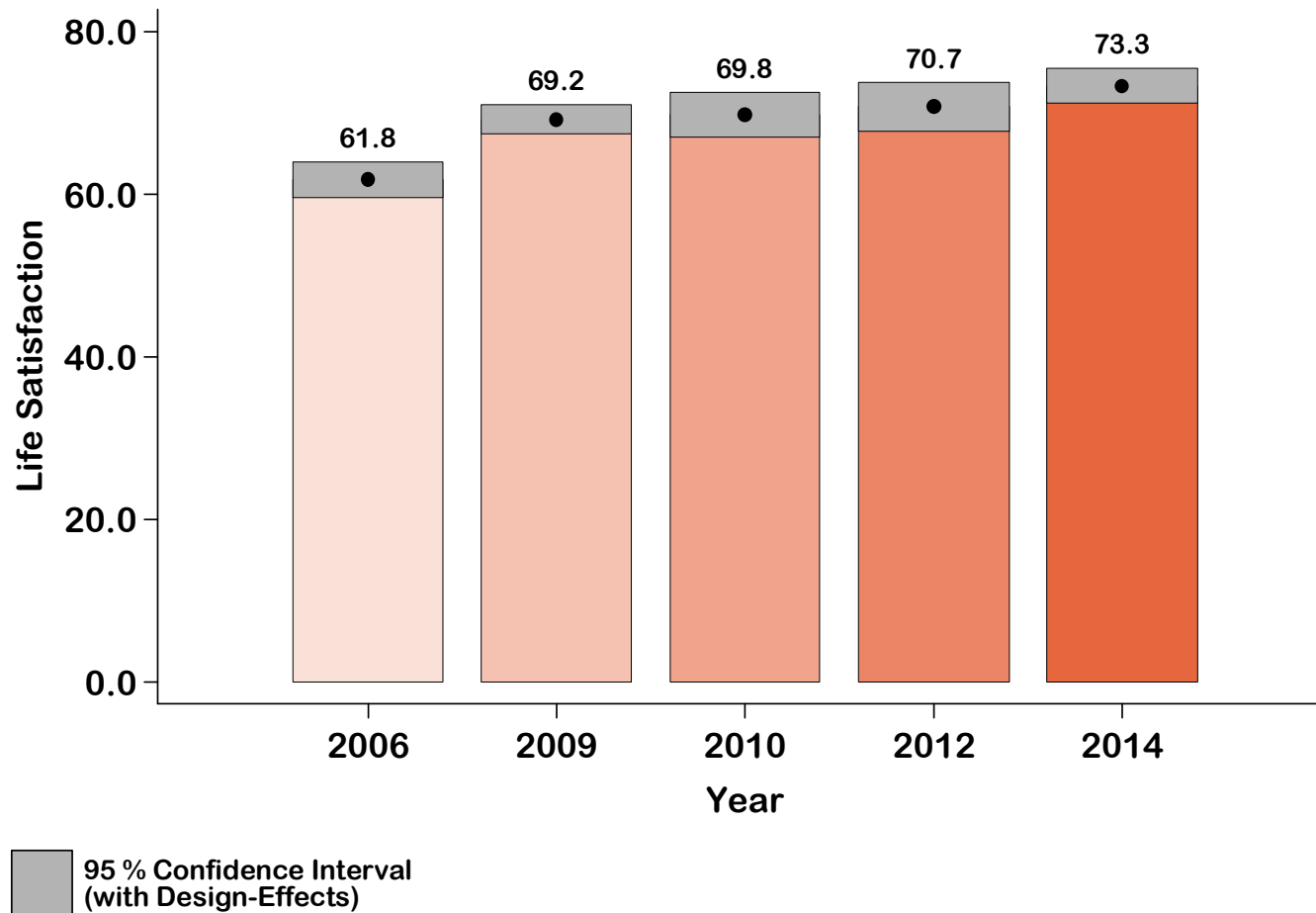
95 % Confidence Interval  
(with Design-Effects)

Source: 2014 AmericasBarometer, LAPOP

**Rates of crime victimization in Guyana are among the lowest in the region in 2014**

**VIC1EXT.** Now, changing the subject, have you been a victim of any type of crime in the past 12 months? That is, have you been a victim of robbery, burglary, assault, fraud, blackmail, extortion, violent threats or any other type of crime in the past 12 months?  
(1) Yes (2) No

# Life satisfaction has increased in Guyana



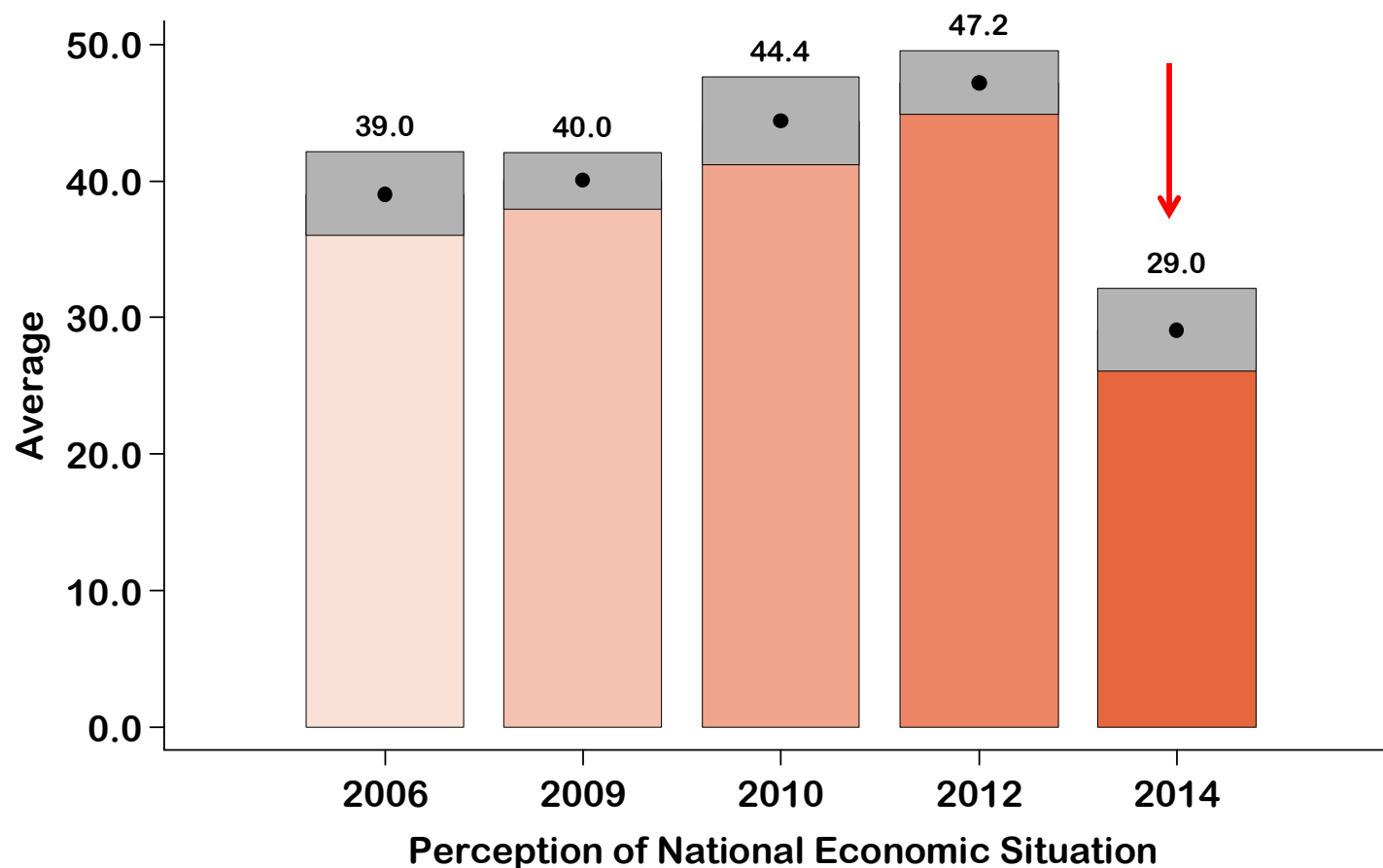
Source: © AmericasBarometer, LAPOP

**LS3.** To begin, in general how satisfied are you with your life? Would you say that you are: (1) Very satisfied (2) Somewhat satisfied (3) Somewhat dissatisfied (4) Very dissatisfied. Recoded to 0-100 scale

***In making additional comparisons across time  
and countries, we find:***

- 1) Sharp decline in optimism on the economy in 2014**
- 2) High relative levels of approval of domestic violence**
- 3) Acceptance of gays is among the lowest in the region**

# Perception of national economic situation worsened sharply in 2014



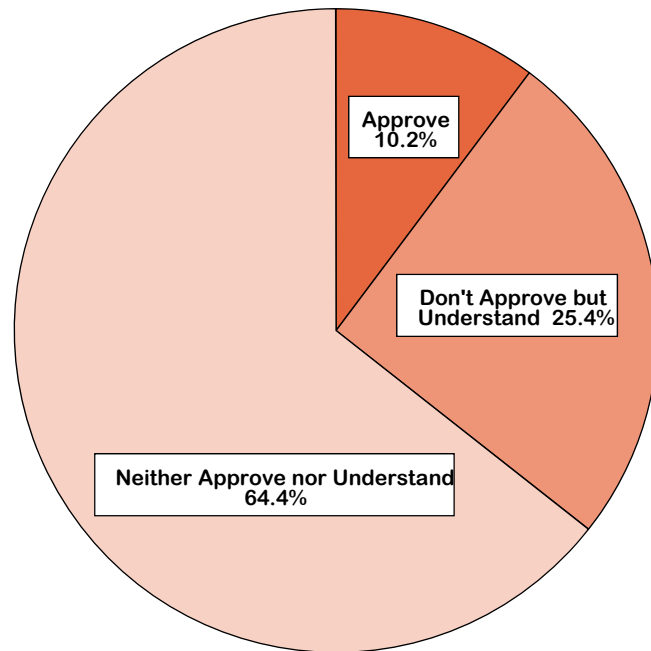
95 % Confidence Interval  
(with Design-Effects)

Source: © AmericasBarometer, LAPOP, 2006-2014; Guyana v1\_W

**SOCT2.** Do you think that the country's current economic situation is better than, the same as or worse than it was 12 months ago? (1) Better (2) Same (3) Worse. Recoded from 0-100



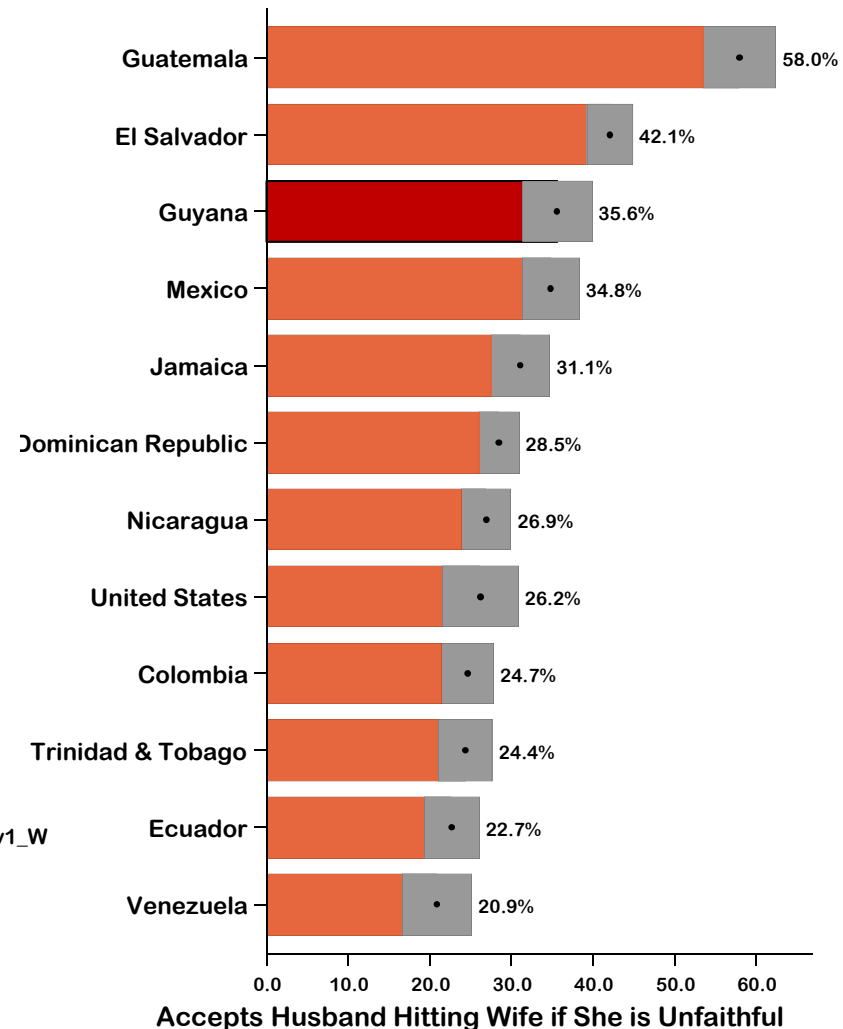
# Acceptance of domestic violence is relatively high



Acceptance of husband hitting wife if she is unfaithful

Source: AmericasBarometer, LAPOP, 2006-2014; Guyana v1\_W

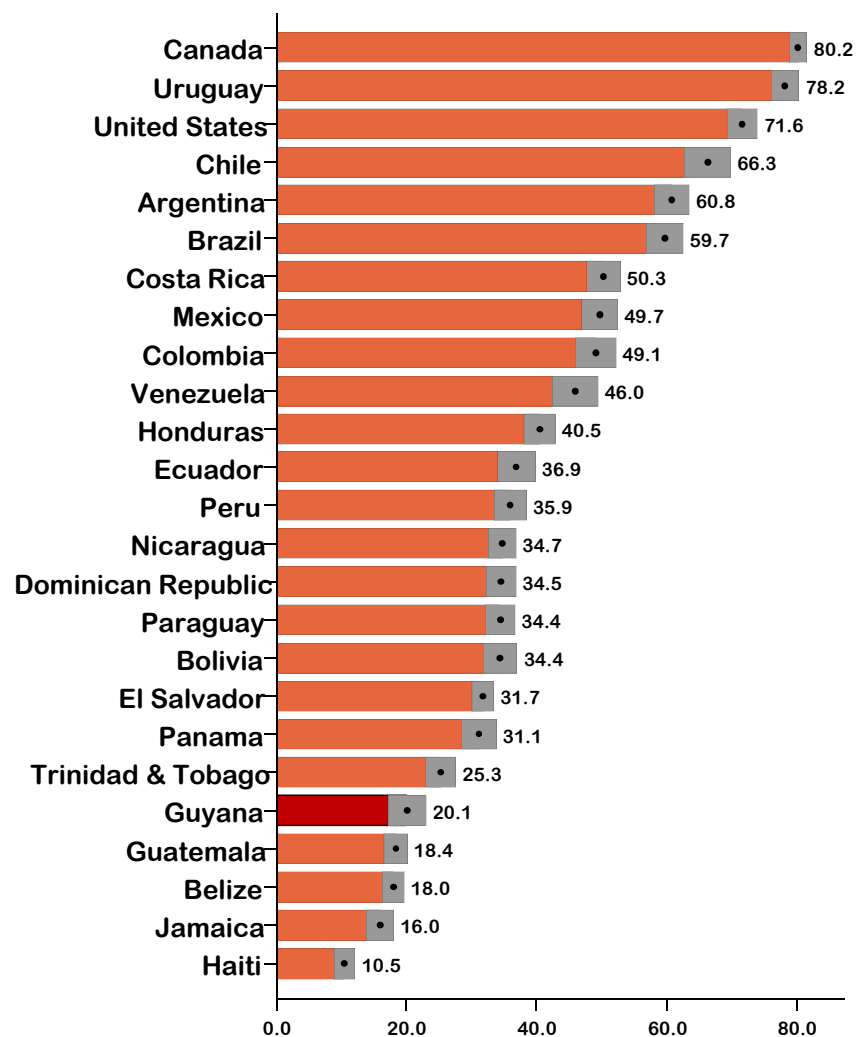
**DVW2.** His wife is unfaithful. Would you approve of the husband hitting his wife, or would you not approve but understand, or would you neither approve nor understand?



95 % Confident Interval  
(Design effect incorporated)

Source: 2014 Americas Barometer, LAPOP

# Guyana ranks low in the region on acceptance of civil liberties for gay individuals



Homosexuals Have the Right to Run for Public Office

95 % Confidence Interval  
(with Design-Effects)

Source: 2014 AmericasBarometer, LAPOP

**D5.** And now, changing the topic and thinking of homosexuals, how strongly do you approve or disapprove of such individuals being permitted to **run for public office**?

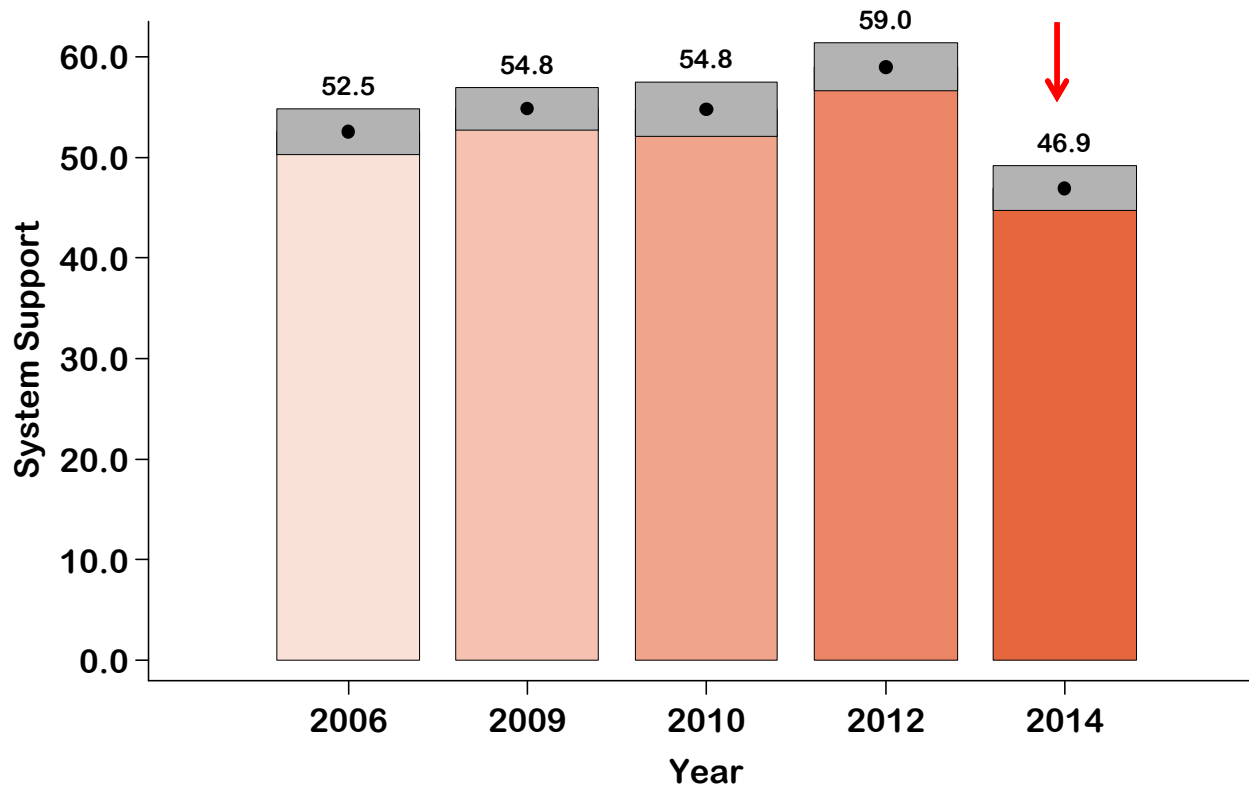
Graph shows mean value on 0 to 100 scale.

***Looking back over the decade of the LAPOP  
AmericasBarometer in Guyana, we find:***

**Declining political system support (legitimacy) and  
decreased satisfaction with the way democracy  
works**



# System support was increasing until 2012, when it declined 2014



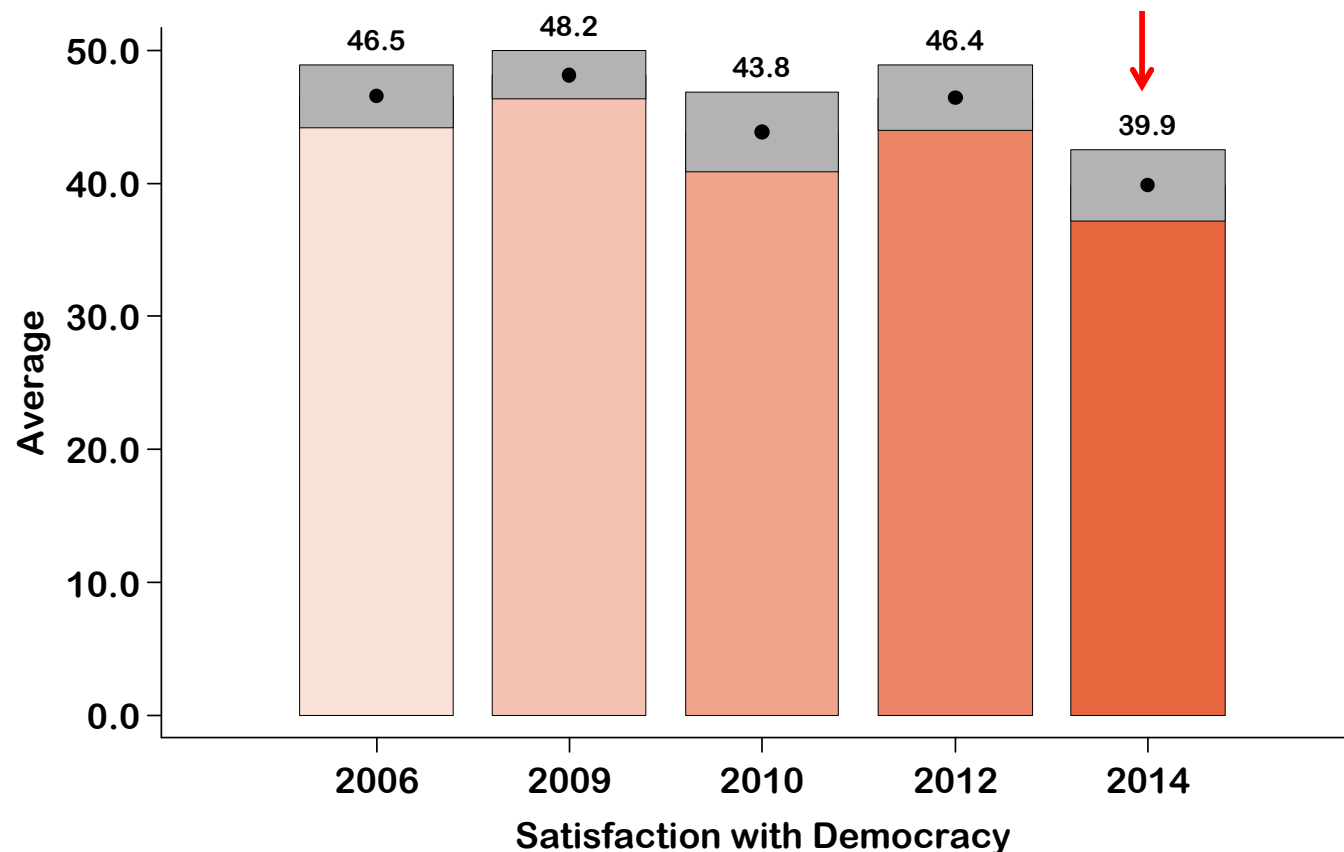
95 % Confidence Interval  
(with Design-Effects)

- B1.** To what extent do you think the courts in Guyana guarantee a fair trial?
- B2.** To what extent do you respect the political institutions of Guyana?
- B3.** To what extent do you think that citizens' basic rights are well protected by the political system of Guyana?
- B4.** To what extent do you feel proud of living under the political system of Guyana?
- B6.** To what extent do you think that one should support the political system of Guyana?

Source: © AmericasBarometer, LAPOP, 2006-2014; Guyana v1\_W



# Satisfaction with democracy held steady until decline in 2014

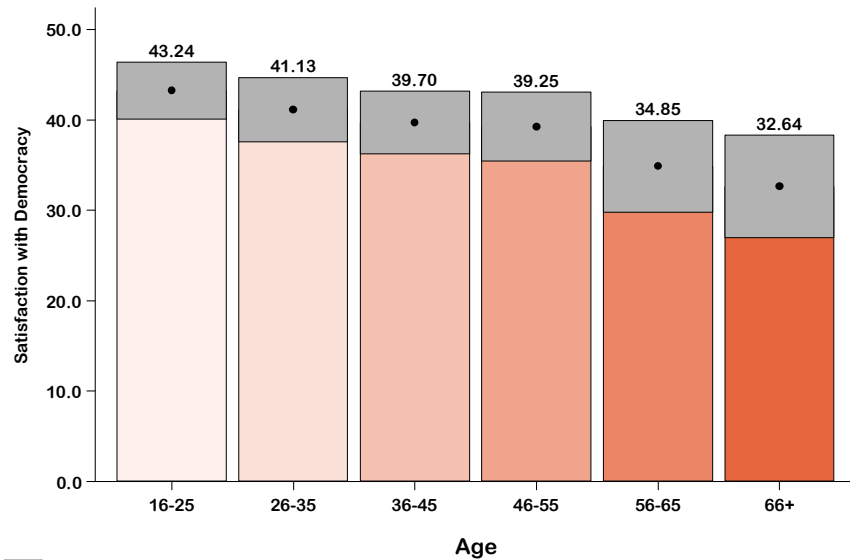


95 % Confidence Interval  
(with Design-Effects)

Source: © AmericasBarometer, LAPOP, 2006-2014; Guyana v1\_W

**PN4.** In general, would you say that you are very satisfied, satisfied, **dissatisfied** or very **dissatisfied** with the way democracy works in Guyana? Graph shows means on 0-100 scale of satisfaction with democracy.

# Satisfaction with democracy varies by age, region, and ethnicity

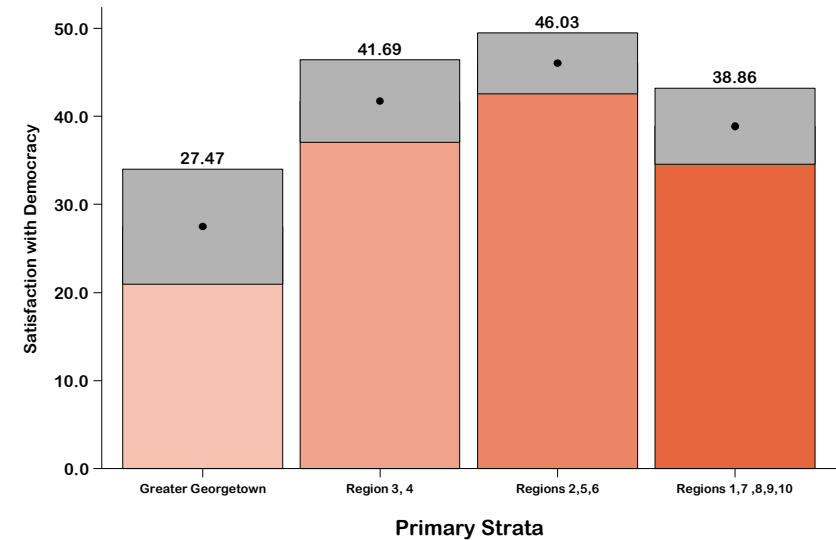


95 % Confidence Interval  
(with Design-Effects)

Source: © AmericasBarometer, LAPOP

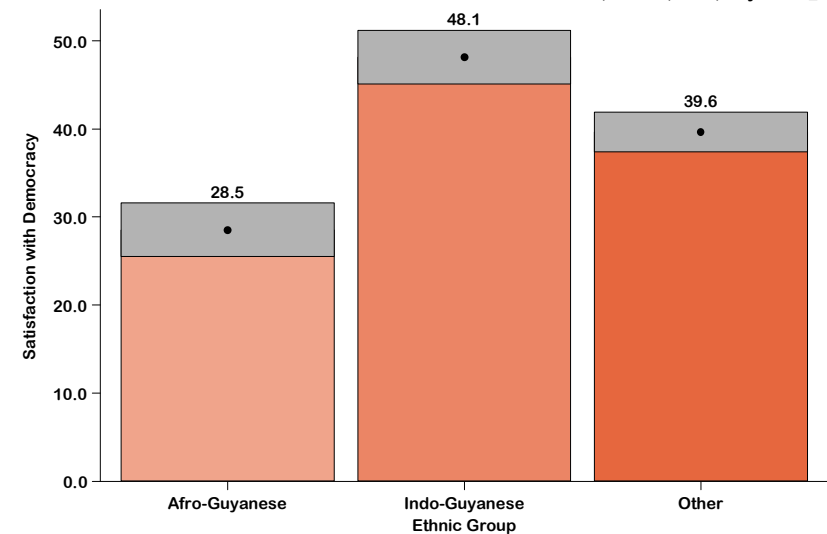
**PN4.** In general, would you say that you are very satisfied, satisfied, **dissatisfied** or very **dissatisfied** with the way democracy works in Guyana?

Graph shows means on 0-100 scale of satisfaction with democracy.



95 % Confidence Interval  
(with Design-Effects)

Source: © AmericasBarometer, LAPOP, 2014; Guyana v1\_W



95 % Confidence Interval  
(with Design-Effects)

Source: © AmericasBarometer, LAPOP, 2014; Guyana v1\_W

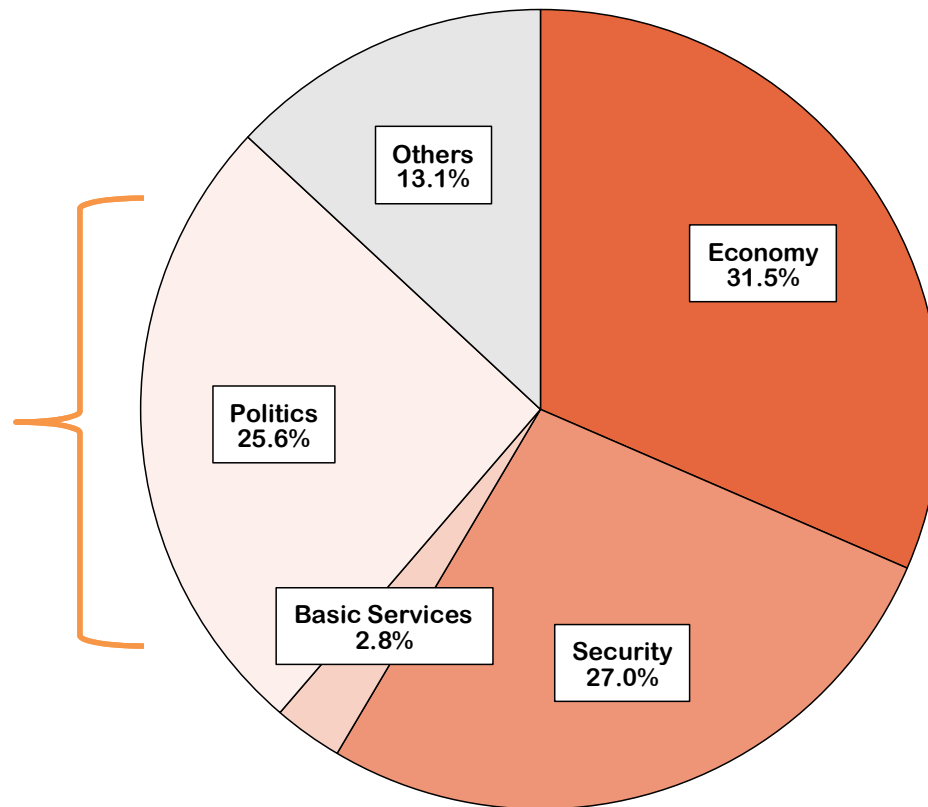
***Confidence in “politics”  
is a key challenge for Guyana***

**Many identify “politics” the most important problem; levels of confidence in political parties, the executive, and parliament have declined**



# 1 in 4 Guyanese report the most serious problem facing the country is “Politics”

Percent responding “politics” ( corruption, poor government and politicians) has increased from less than 15% in 2006 and 2009 to more than 25% in 2014



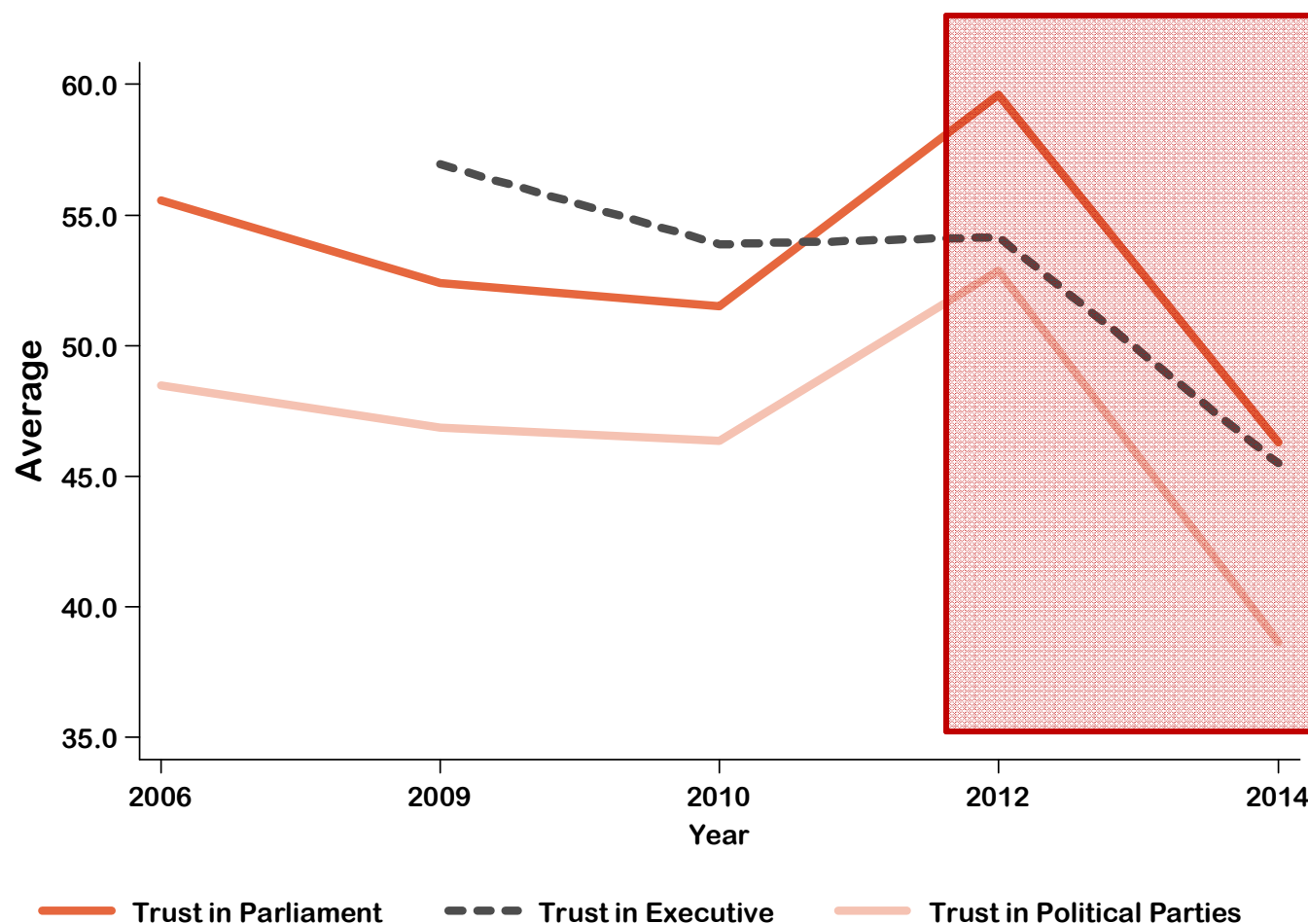
Most Important Problem in Country

Source: © AmericasBarometer, LAPOP

**A4r.** In your opinion, what is the most serious problem faced by the country?



# Trust in core political institutions has declined



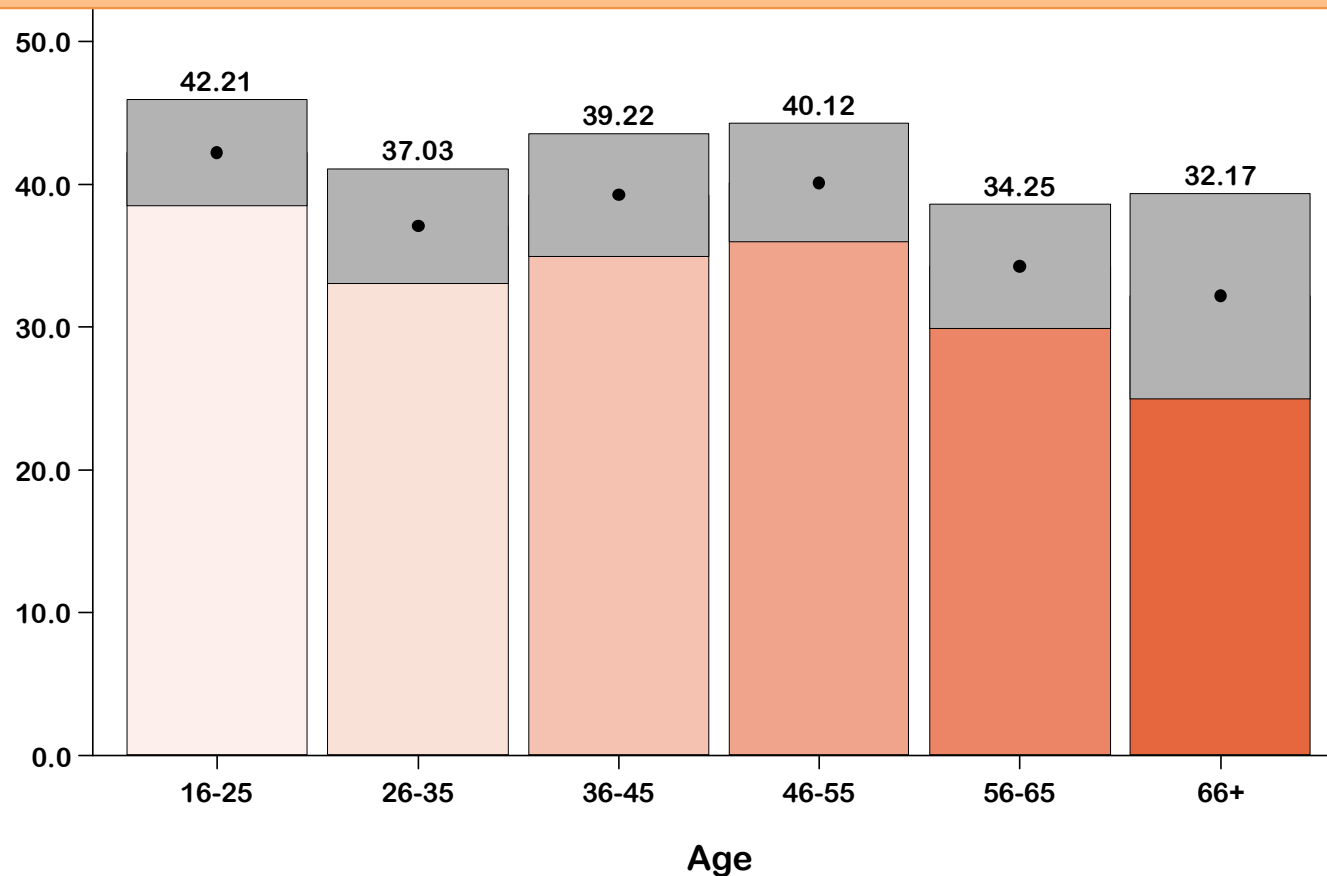
**Between 2012 and 2014, trust in the executive, parliament, and political parties declined in Guyana**

**B13.** To what extent do you trust the Parliament?  
**B21A.** To what extent do you trust the President?  
**B21.** To what extent do you trust the political parties?

All variables recoded from 0-100, where 0 = the weakest level of trust and 100 = the strongest level of trust

Source: © AmericasBarometer LAPOP, 2006-2014; Guyana v1\_W

# Young people have more trust in political parties than older age cohorts



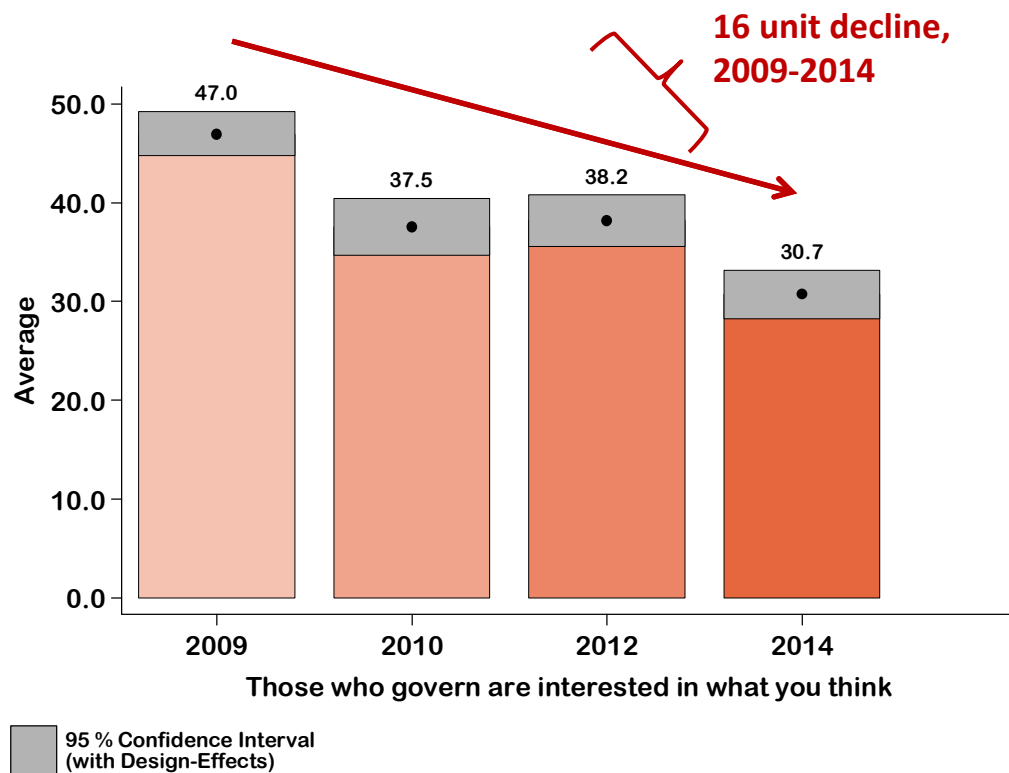
Note also: the decline between 2012 and 2014 in confidence is less sharp among those 25 and under compared to those who are older.

95 % Confidence Interval  
(with Design-Effects)

Source: © AmericasBarometer, LAPOP

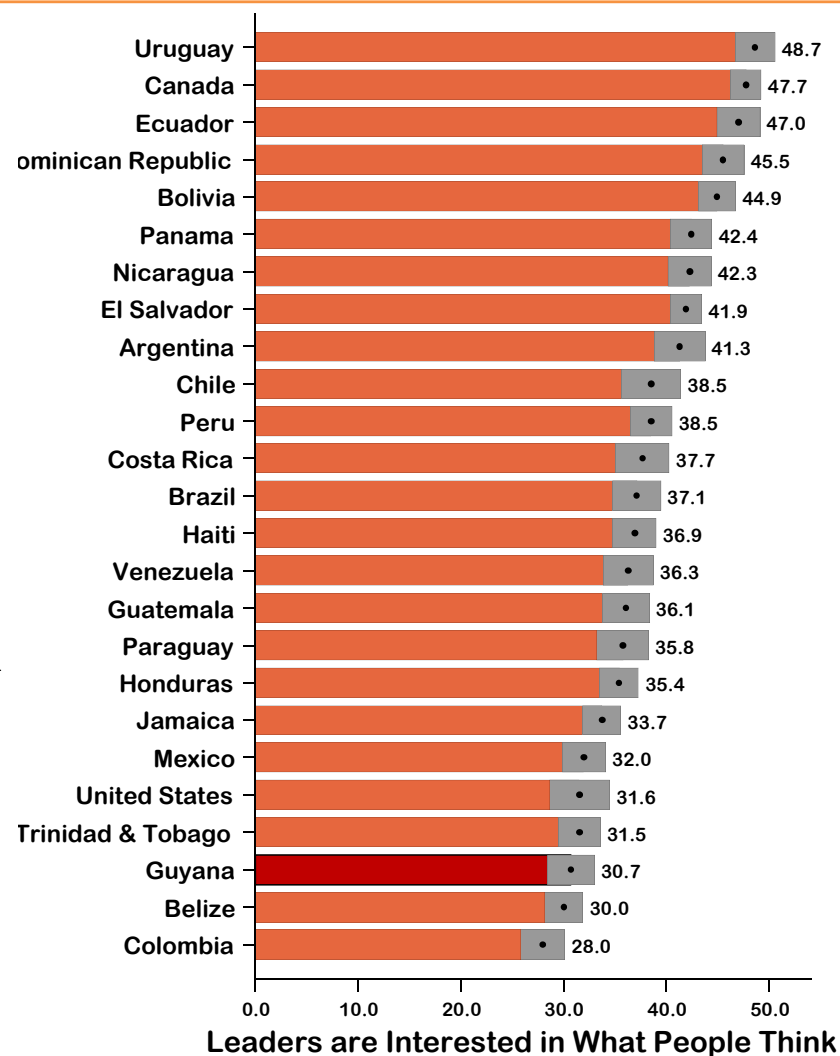
**B21.** To what extent do you trust the political parties? Recoded from 0-100, where 0=the least trust; 100=most trust

# The public holds decreasing and low levels of *external efficacy*: government is not perceived to be listening



Source: © AmericasBarometer, LAPOP, 2006-2014; Guyana v1\_W

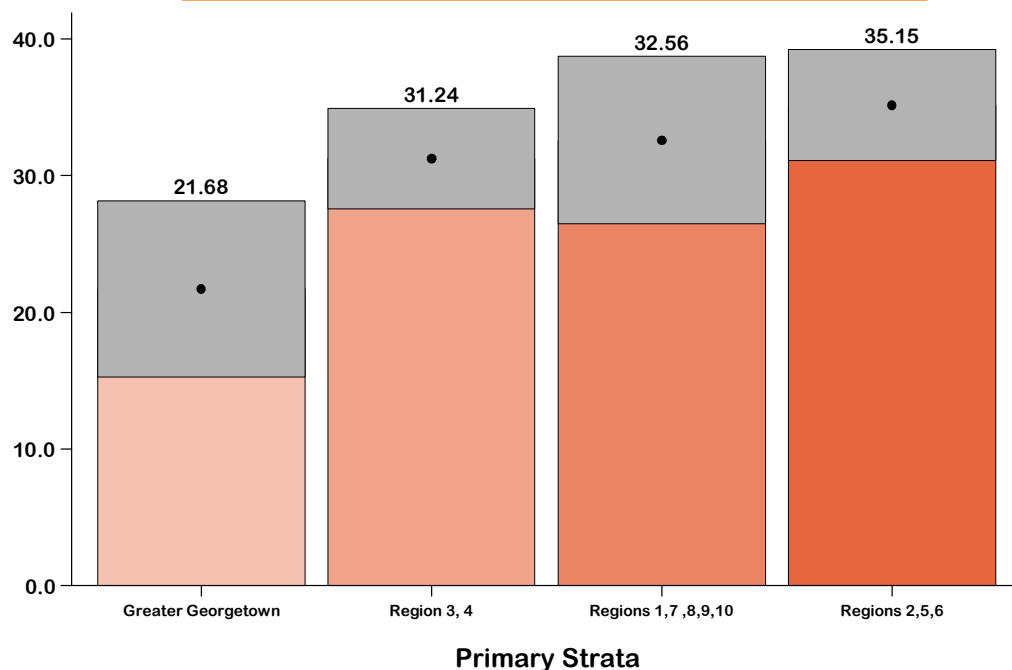
**EFF1.** Those who govern this country are interested in what people like you think. How much do you agree or disagree with this statement?



Source: 2014 AmericasBarometer, LAPOP

# Feelings of external efficacy vary by region and ethnicity

By Region

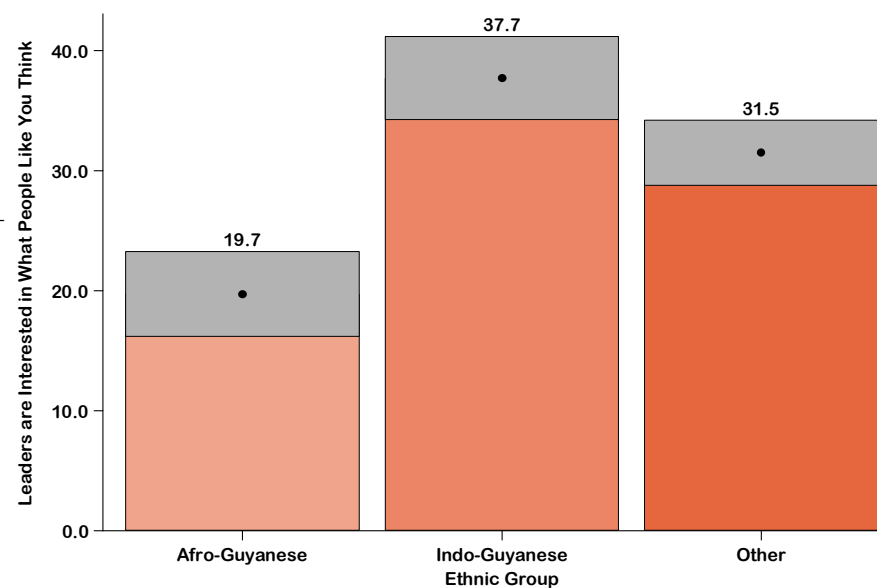


95 % Confidence Interval  
(with Design-Effects)

Source: © AmericasBarometer, LAPOP, 2014; Guyana v1\_W

Those living in the interior and Indo-Guyanese are more likely to say that the government is interested in people like them.

By Ethnicity



95 % Confidence Interval  
(with Design-Effects)

Source: © AmericasBarometer, LAPOP, 2014; Guyana v1\_W

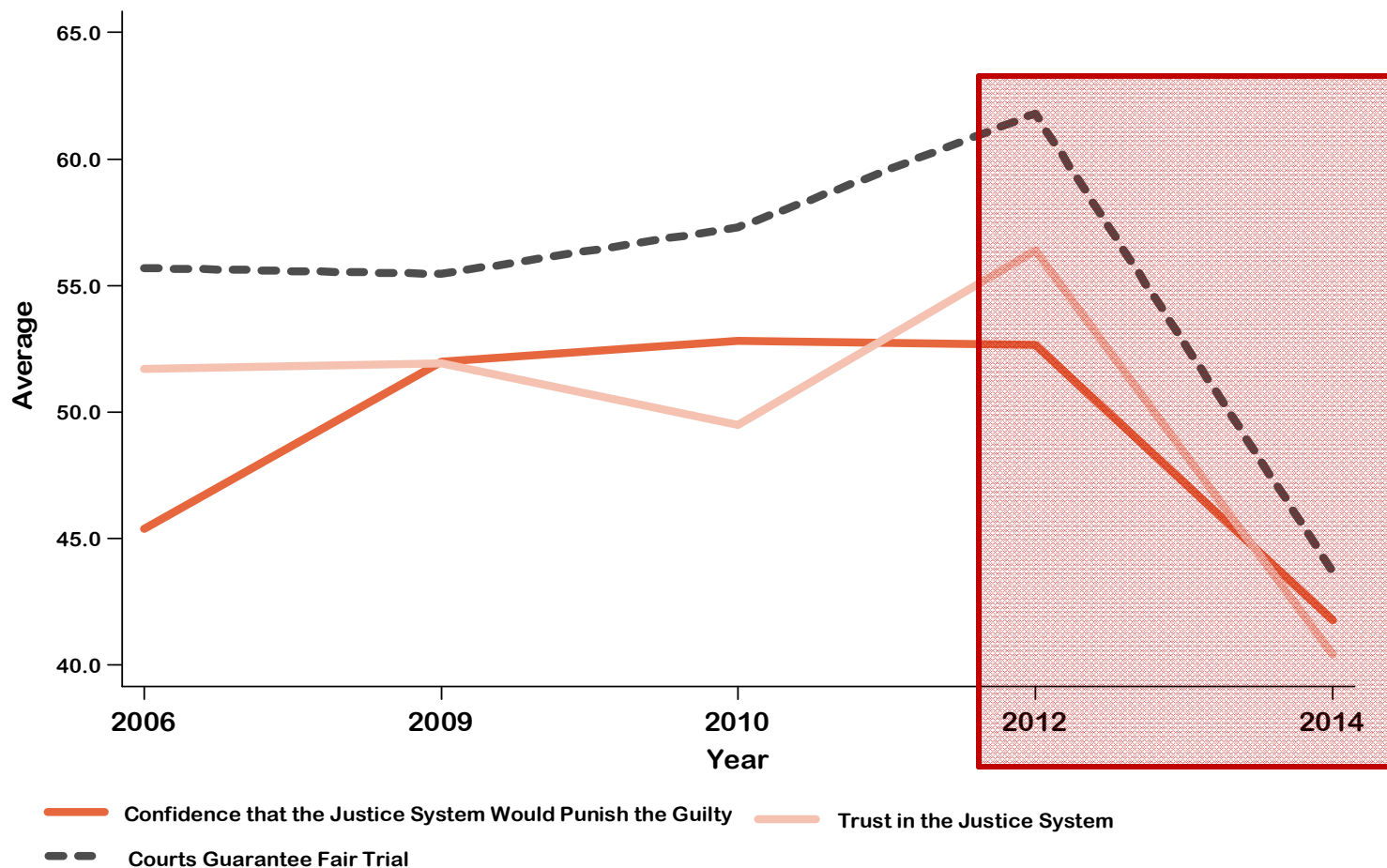


# ***Spotlight on Confidence in Provision of Justice and Rule of Law Institutions:***

**Confidence in judicial institutions and the police  
have declined sharply between 2012 and 2014**



## Trust in judicial institutions declined, 2012-2014



Source: © AmericasBarometer LAPOP, 2006-2014; Guyana v1\_W

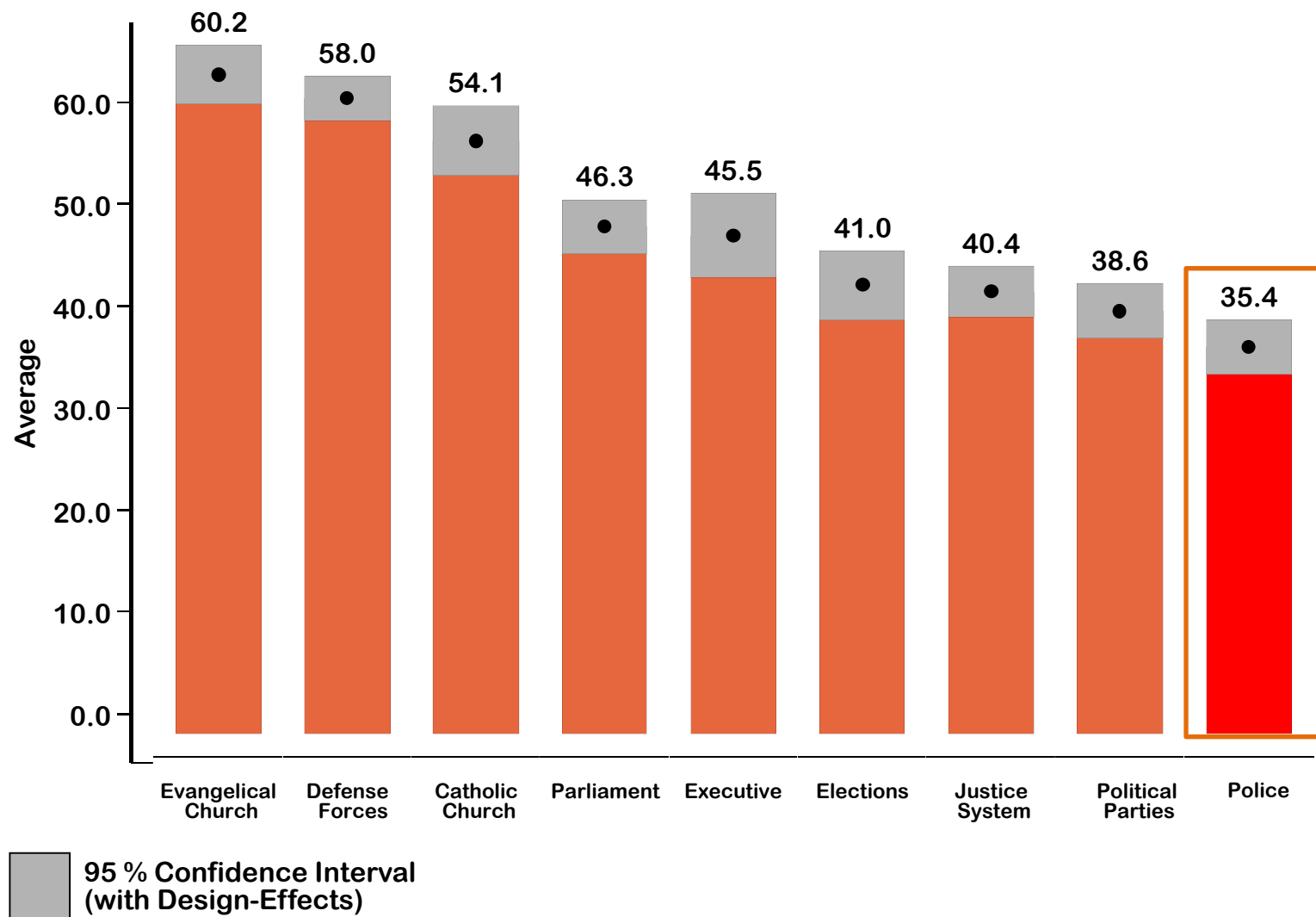
**B1.** To what extent do you think the courts in Guyana guarantee a fair trial?

**B10A.** To what extent do you trust the justice system?

**AOJ12.** If you were a victim of a robbery or assault how much faith do you have that the judicial system would punish the guilty.

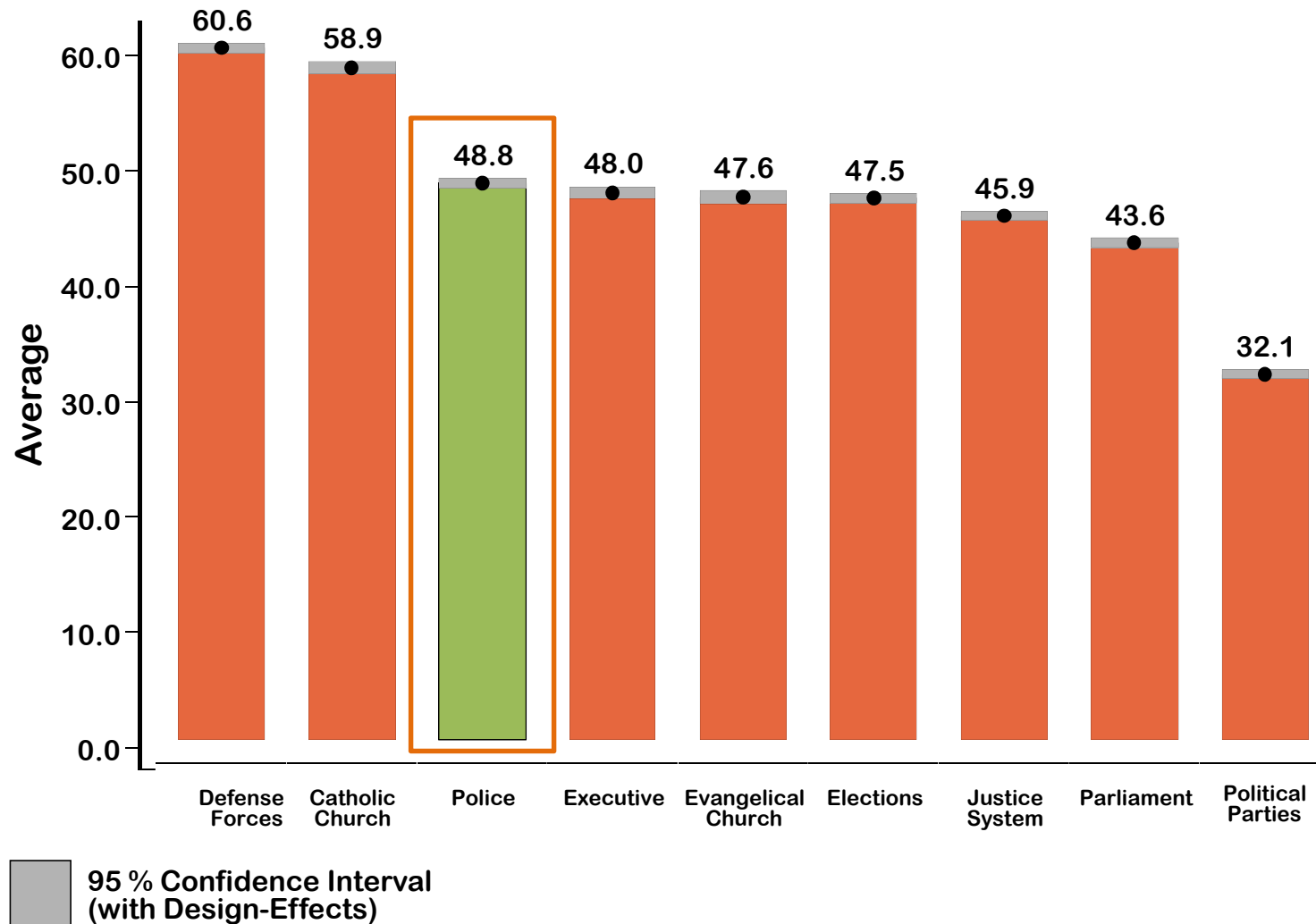
All variables recoded from 0-100, where 0 = the weakest attitude and 100 = the strongest attitude

## Trust in institutions vary in Guyana (2014): Police are trusted the least



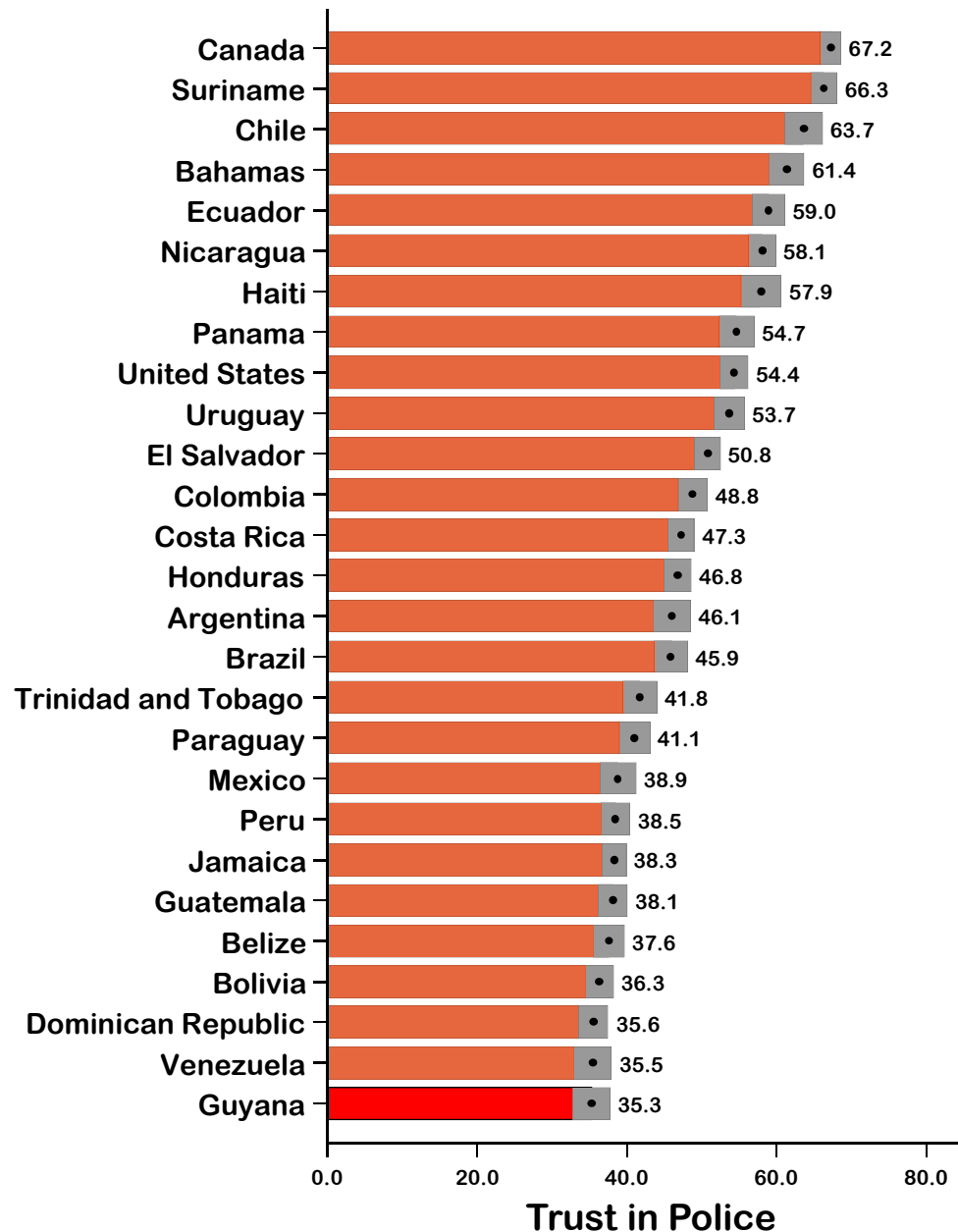
Source: AmericasBarometer, LAPOP, 2014; Guyana v1\_W

## Trust in police ranks comparatively high in the rest of the Americas



Source: AmericasBarometer, LAPOP, Merge\_2014

**Guyana has the lowest level of trust in the police in the region**



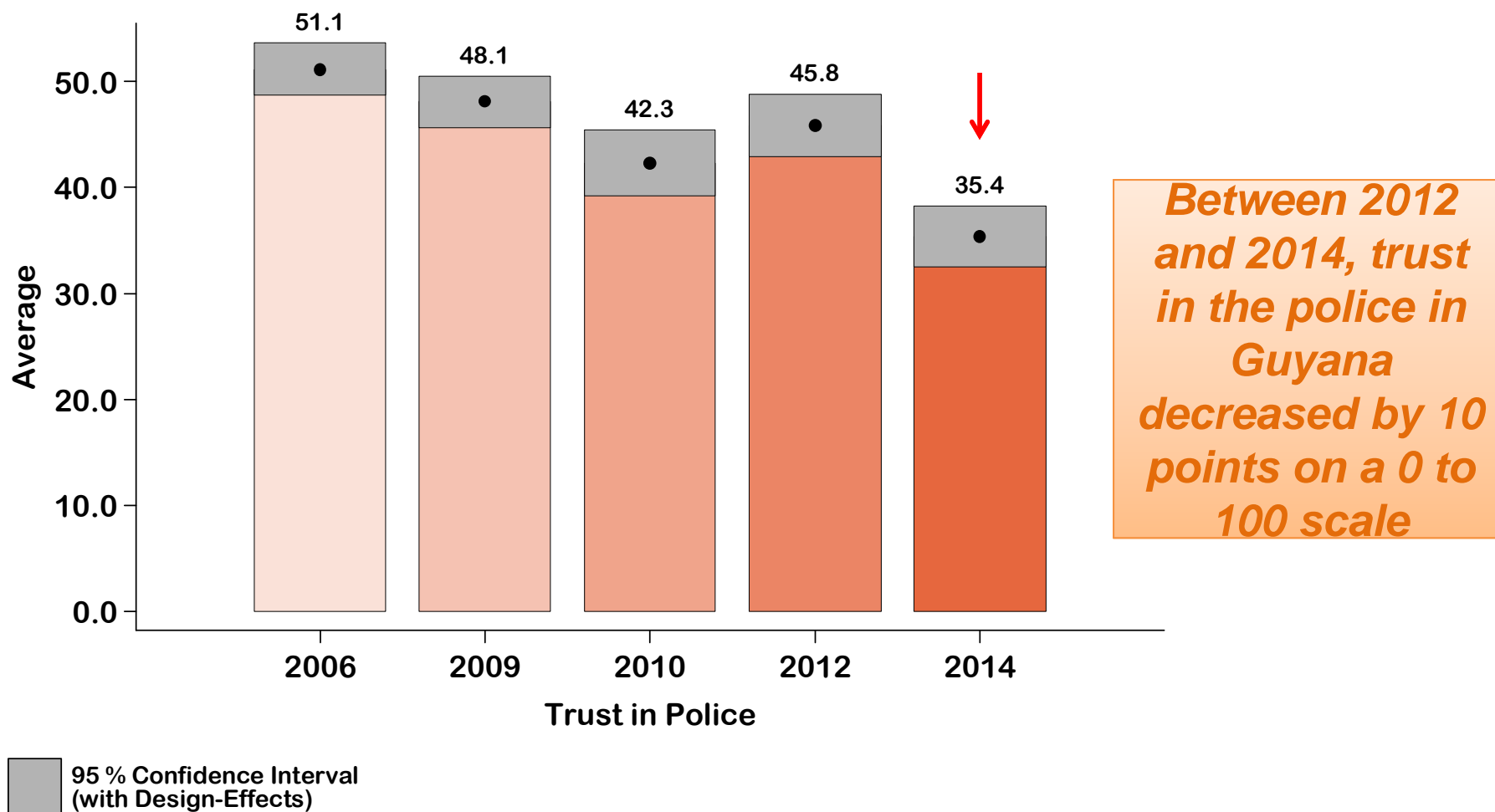
95 % Confidence Interval  
(with Design-Effects)

Source: AmericasBarometer, LAPOP; Merge\_2014

**B18.** To what extent do you trust the Guyana Police Force? Recoded from 0-100, where 0=the least trust; 100=most trust



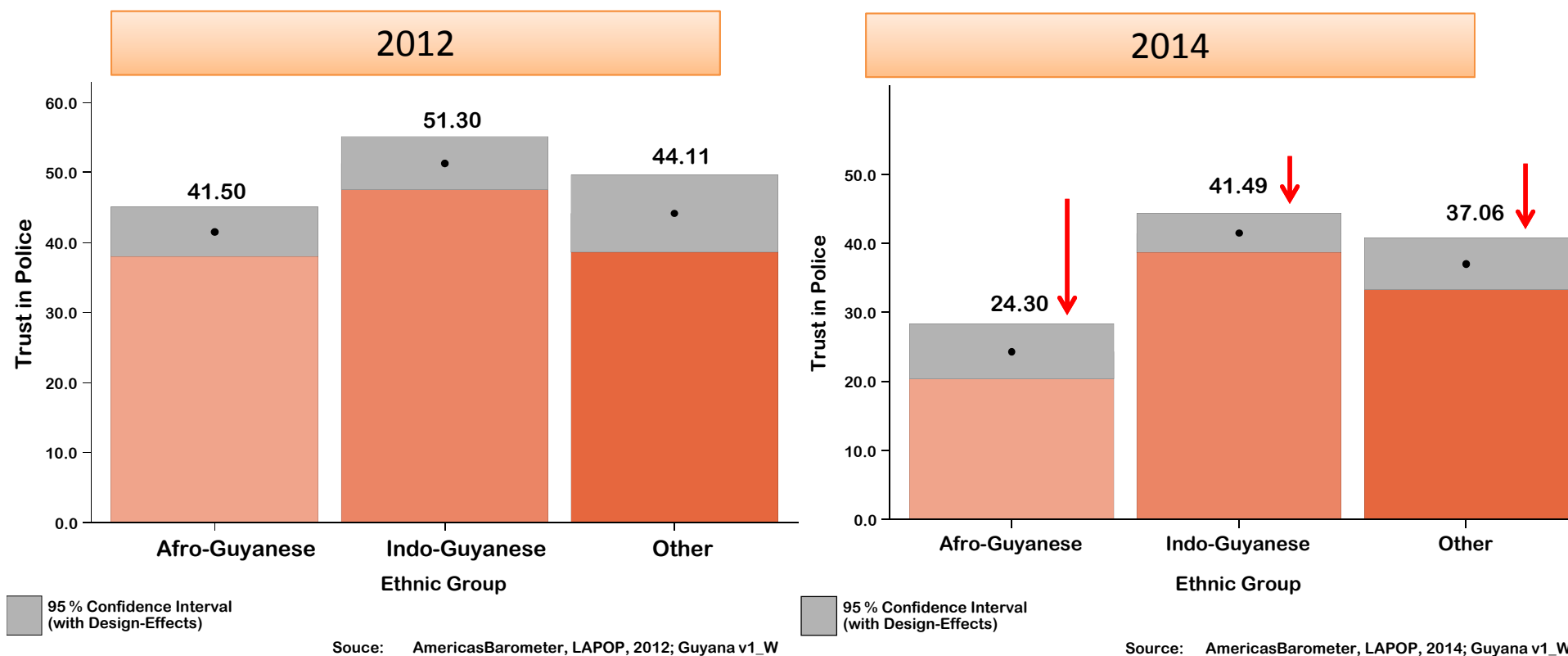
## Trust in the police has decreased over time



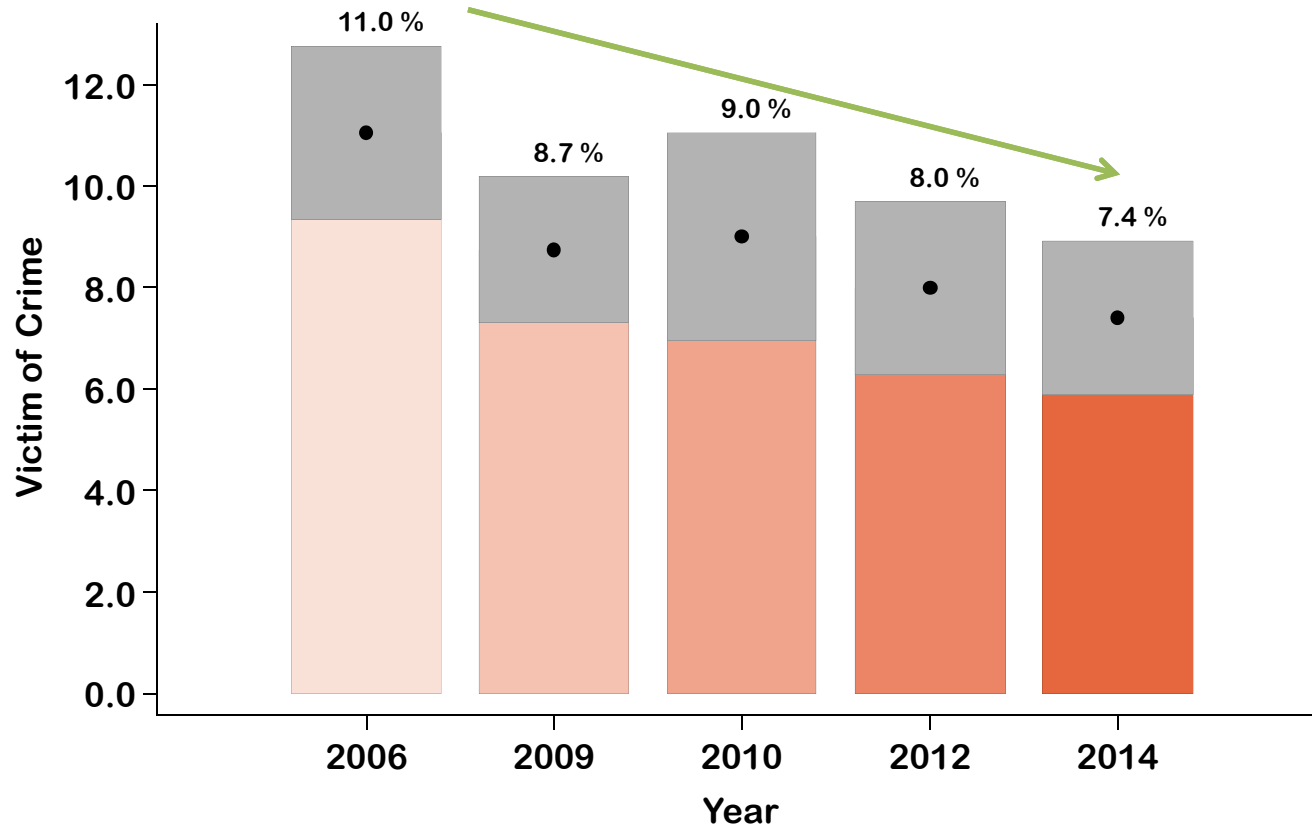
Source: © AmericasBarometer, LAPOP, 2006-2014; Guyana v1\_W

**B18.** To what extent do you trust the Guyana Police Force? Recoded from 0-100, where 0=the least trust; 100=most trust

# Trust in the police has declined among all main racial/ethnic groups in Guyana, but principally among the Afro-Guyanese



# Crime victimization has decreased



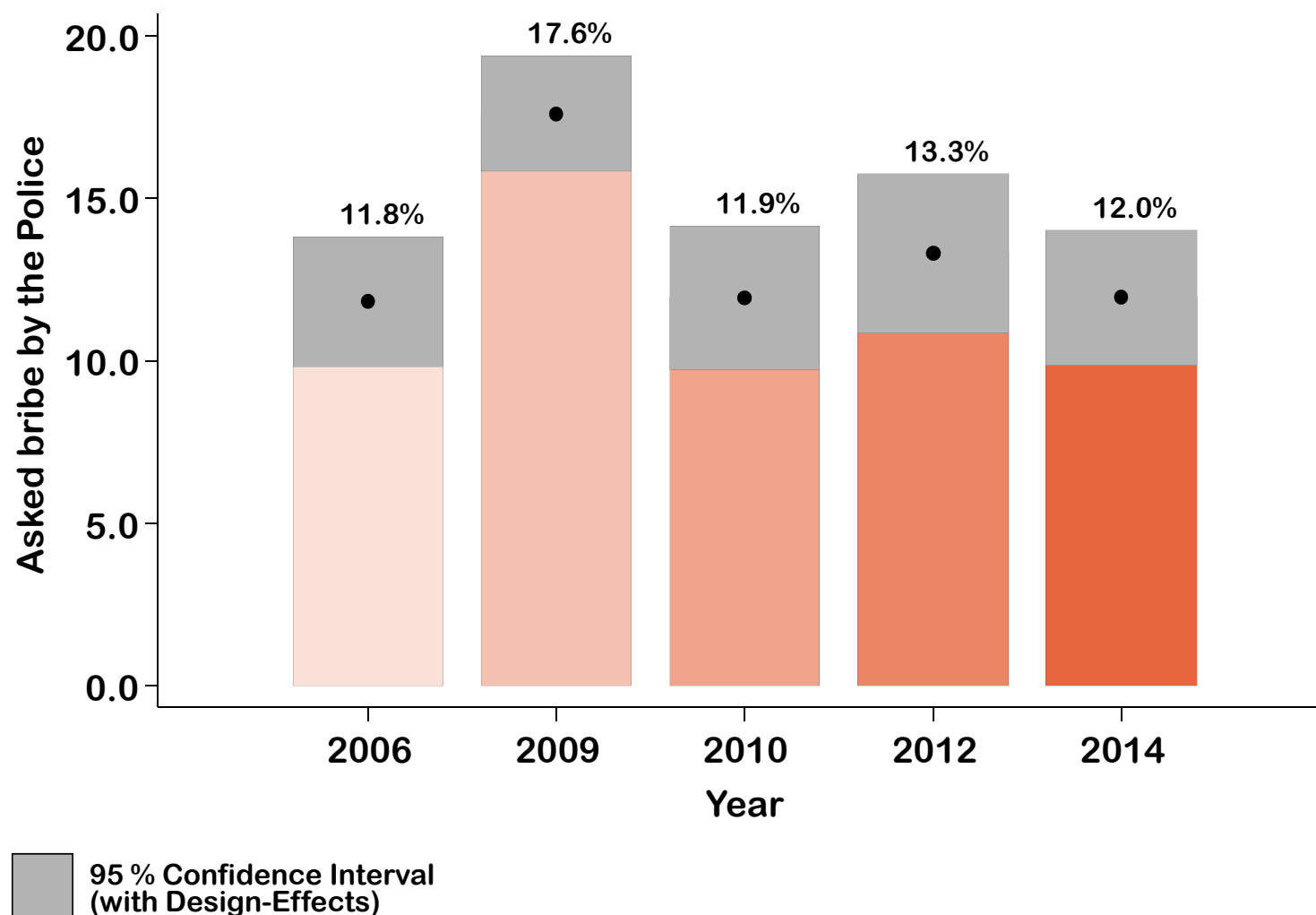
Percentage of respondents that report being the victim of at least 1 of any type of crime in the past 12 months

95 % Confidence Interval  
(with Design-Effects)

Source: AmericasBarometer, LAPOP, 2006-2014; Guyana v1\_W

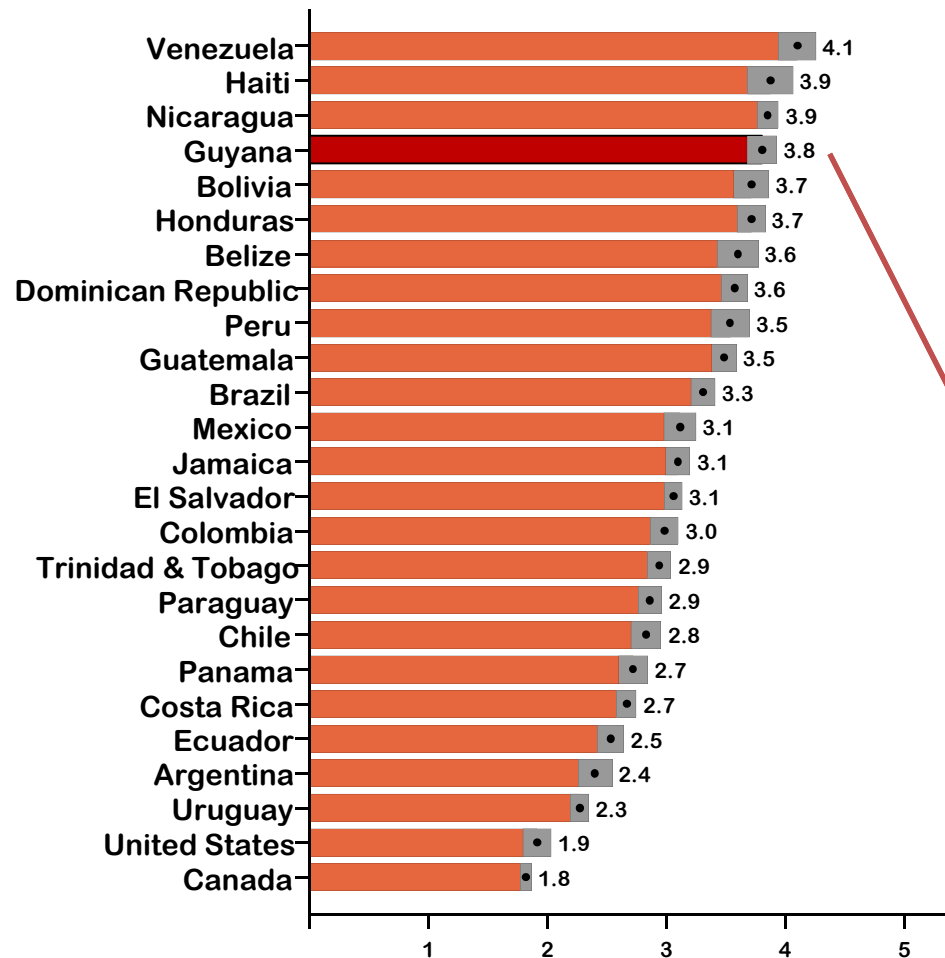
**VIC1EXT.** Now, changing the subject, have you been a victim of any type of crime in the past 12 months? That is, have you been a victim of robbery, burglary, assault, fraud, blackmail, extortion, violent threats or any other type of crime in the past 12 months?  
(1) Yes (2) No

## Yet, solicitation of bribes by the police has *not* increased in recent years in Guyana



Source: AmericasBarometer, LAPOP, 2006-2014; Guyana v1\_W

EXC2. Has a police officer asked you for a bribe in the last twelve months?



Police Response Time

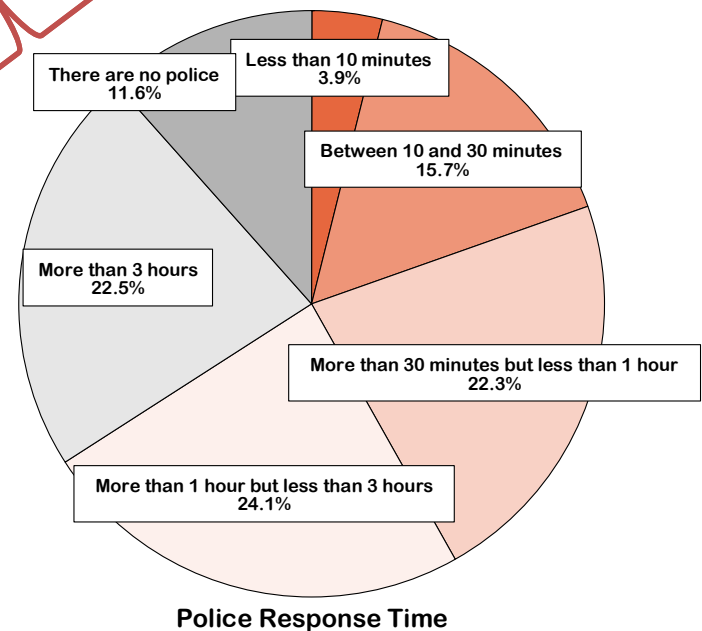
- 1: Less than 10 minutes
- 2: Between 20 and 30 minutes
- 3: More than 30 minutes and less than 1 hour
- 4: More than 1 hour but less than 3 hours
- 5: More than 3 hours
- 6: There are no police/they would not come

95 % Confidence Interval  
(with Design-Effects)

Source: AmericasBarometer, LAPOP, 2014; v.GM14\_0912

**INFRAX.** Suppose someone enters your home to burglarize it and you call the police. How long do you think it would take the police to arrive at your house on a typical day around noon?

**Perceptions of police response vary:  
Guyana ranks among the slowest**



Police Response Time

Source: AmericasBarometer, Guyana, 2014

## ***Summary / Conclusion***

- There are some important positive indicators - with respect to crime, corruption, life satisfaction – in the Guyana AmericasBarometer surveys.
- Yet, economic pessimism has increased significantly and the country scores low on domestic violence and gay rights norms.
- Confidence in politics and political institutions, and satisfaction with the way democracy works, have declined since 2012.
- Indo-Guyanese and the young give better evaluations, on average; those in the Georgetown area give lower evaluations, on average.
- Support for judicial and rule of law institutions (esp. the police) has declined, despite bribe solicitation by police remaining constant.





Latin American Public Opinion Project


LAPOP

Proyecto de Opinión Pública de América Latina

[www.lapopsurveys.org](http://www.lapopsurveys.org)

Encuéntrenos en : [www.lapopsurveys.org](http://www.lapopsurveys.org)

Síganos en :  **Latin American Public Opinion Project**

 **@Lapop\_Barometro**