

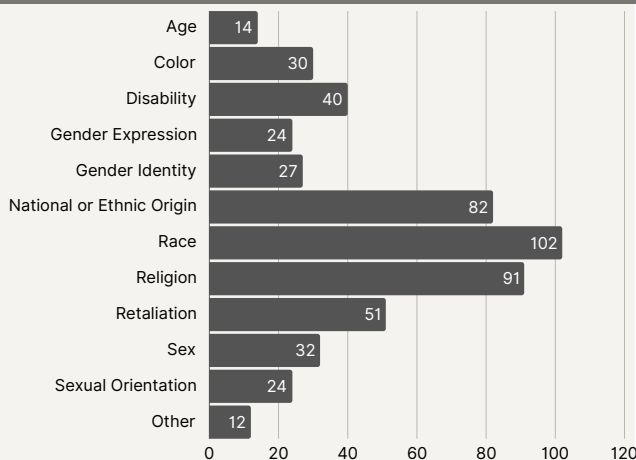
# EQUAL OPPORTUNITY AND ACCESS (EOA) ANNUAL DATA REPORT

The data reflect all reports of discrimination or harassment incidents made or referred to the EOA Office. A single report may include allegations of multiple policy violations and there may be multiple reports submitted about a single alleged incident.

## BY THE NUMBERS

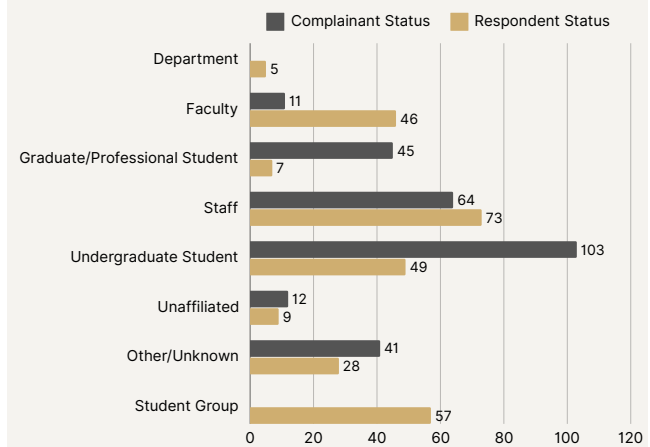
- 276** **REPORTS RECEIVED**  
Number of incident reports received in 2023-24.
- 69** **REPORTS IN ACADEMIC CONTEXT**  
Number of reported incidents that occurred in the classroom or involved faculty in their professional role.
- 26** **INVESTIGATIONS INITIATED**  
Number of investigations initiated in 2023-24.
- 11** **INVESTIGATIONS IN ACADEMIC CONTEXT**  
Investigations initiated where alleged conduct took place in academic context.
- 38** **INVESTIGATIONS COMPLETED**  
Number of Final Reports issued in 2023-24. Includes investigations initiated before this period.
- 129** **INVESTIGATION TIME**  
Average number of days between investigator assignment and issuance of final report for investigations initiated in 2023-24.

## ALLEGED BASIS OF DISCRIMINATION\*



\*As alleged in the incident report. Incident reports may contain more than one basis of alleged discrimination.

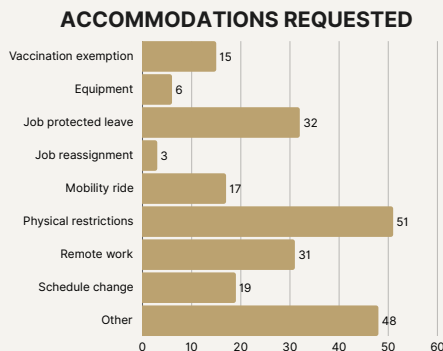
## PARTY STATUS\*\*



\*\*As identified in the incident report.

## DISABILITY ACCOMMODATIONS†

**219** **ACCOMMODATION REQUESTS RECEIVED**  
Number of disability accommodation requests received from staff, faculty, and post doctoral fellows in 2023-24.



†Accommodation requests may contain more than one type of accommodation request.

## RELIGIOUS ACCOMMODATIONS

**225** **ACCOMMODATION REQUESTS RECEIVED**  
Number of religious accommodation requests received from students, staff, faculty, and post doctoral fellows in 2023-24.

