



Summer Experience Report 2010

Prepared by
Sara Magenheimer (A&S 2011)
Brian Donelan (VUSE 2013)
Brook Meissner (Career Center Assistant Director)

Summer Experience Survey Report – 2010

Table of Contents

OVERVIEW	3
EXECUTIVE SUMMARY	3
GENERAL SUMMER ACTIVITIES FOR ALL SCHOOLS.....	4
PARTICIPANTS & TOP SUMMER ACTIVITIES.....	4
TOP INTERNSHIP LOCATIONS.....	5
INTERNSHIP COMPENSATION	5
INTERNSHIP GOALS	6
POST-GRADUATION PLANS.....	6
SUMMER ACTIVITIES BREAKDOWN BY SCHOOL	7
BLAIR SCHOOL OF MUSIC	7
<i>Internship Data</i>	7
<i>Research</i>	9
<i>Practica/Performance</i>	9
<i>Study Abroad</i>	10
COLLEGE OF ARTS & SCIENCE.....	11
<i>Internship Data</i>	11
<i>Research</i>	15
<i>Study Abroad</i>	19
PEABODY COLLEGE.....	20
<i>Internship Data</i>	20
<i>Research</i>	23
<i>Study Abroad</i>	24
SCHOOL OF ENGINEERING	25
<i>Internship Data</i>	26
<i>Research</i>	29
<i>Study Abroad</i>	31

Summer Experience Survey Report – 2010

Overview

The 2010 Summer Experience Survey began as a Vanderbilt Career Center initiative to determine the types of activities Vanderbilt undergraduates were engaged during the summer. These activities include internships, jobs, study abroad, research, academic study, and musical practica/performance (for the Blair School of Music). The primary focus of the report is to provide information regarding internships to Vanderbilt students, faculty, and staff interested in the findings.

Executive Summary

The Vanderbilt Career Center has collected information using the Summer Experience Survey (SES) for the last three years to determine what summer activities returning Vanderbilt undergraduate students were engaged. This year, students responded to the Summer Experience Survey at the highest rate yet (38%), compared with (15% in 2009 and 22% in 2008).

According to this year's SES, 32% of students participated in a summer internship, down from 37% in 2009 and 37% in 2008. This mirrors the 2010 Graduating Student Survey conducted by the Vanderbilt Institutional Research Group, where the number of graduates completing internships dropped from 70% in 2009 to 67% in 2010.

The survey defines internships as a paid or unpaid position taken for the purpose of "exploring a given career field" or "preparing for future studies or employment", whereas summer jobs are "not career focused". For the last two years, the most common summer activity for students was a summer job (37% of students this year) and this year, internships were the 2nd most common summer activity. When asked how they found their internships, the majority of students said they used personal networking. This was also the most commonly method means for finding internships in 2008 and 2009.

Top locations for internships were Nashville, New York, Washington D.C., Atlanta, and Chicago. While compensation varied for internships based on a student's school of enrollment, overall 52.1% of internships were paid, 42.2% were unpaid, and 5.7% were for academic credit. A more thorough breakdown of summer activities by school is provided. Those seeking detail on specific summer internships can visit the Career Center's Internship Database at: <http://www.vanderbilt.edu/career/students/idb/> - a tool built to provide students with an idea of where students have interned in the past.

General Summer Activities for All Schools

Participants & Top Summer Activities

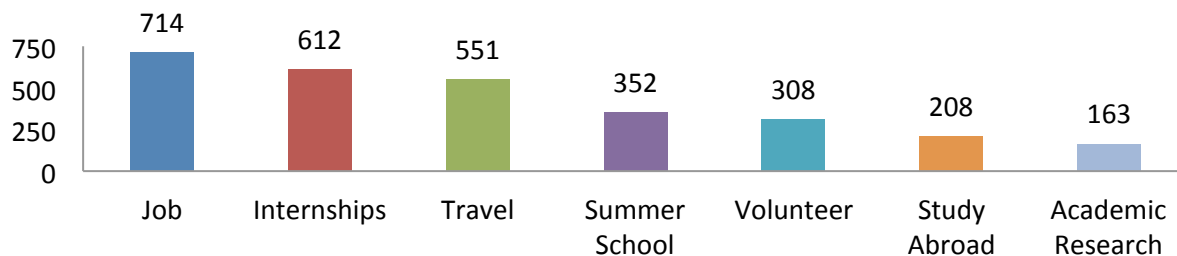
The Summer Experience Survey (SES) was distributed in August and September to students enrolled in all four undergraduate colleges, entering their second, third, and fourth years of study. 37.8% (or 1,905) of the 5,044 Vanderbilt sophomores, juniors, and seniors completed the 2010 SES.

Responses & Internships by School and Year				
School	Respondents by Year of Graduation*	Response Rate	Number with Internships*	Percent with Internships*
A&S	Total: 1128 Seniors: 454 Juniors: 352 Sophomores: 322	35.8%	Total: 364 Seniors: 190 Juniors: 115 Sophomores: 59	Total: 32.3% Seniors: 42% Juniors: 33% Sophomores: 18%
Blair	Total: 59 Seniors: 18 Juniors: 21 Sophomores: 20	36.2%	Total: 10 Seniors: 5 Juniors: 3 Sophomores: 2	Total: 16.9% Seniors: 28% Juniors: 14% Sophomores: 10%
Engineering	Total: 387 Seniors: 163 Juniors: 117 Sophomores: 107	39.9%	Total: 134 Seniors: 69 Juniors: 40 Sophomores: 25	Total: 34.6% Seniors: 42% Juniors: 34% Sophomores: 23%
Peabody	Total: 331 Seniors: 136 Juniors: 104 Sophomores: 90	43.7%	Total: 104 Seniors: 54 Juniors: 33 Sophomores: 17	Total: 31.4% Seniors: 40% Juniors: 32% Sophomores: 19%
Totals	1905	37.8%	612	32.1%

* Seniors = Graduating Fall 2010 or Spring 2011, Juniors = Graduating Fall 2011 or Spring 2012, Sophomores = Graduating Fall 2012 or Spring 2013

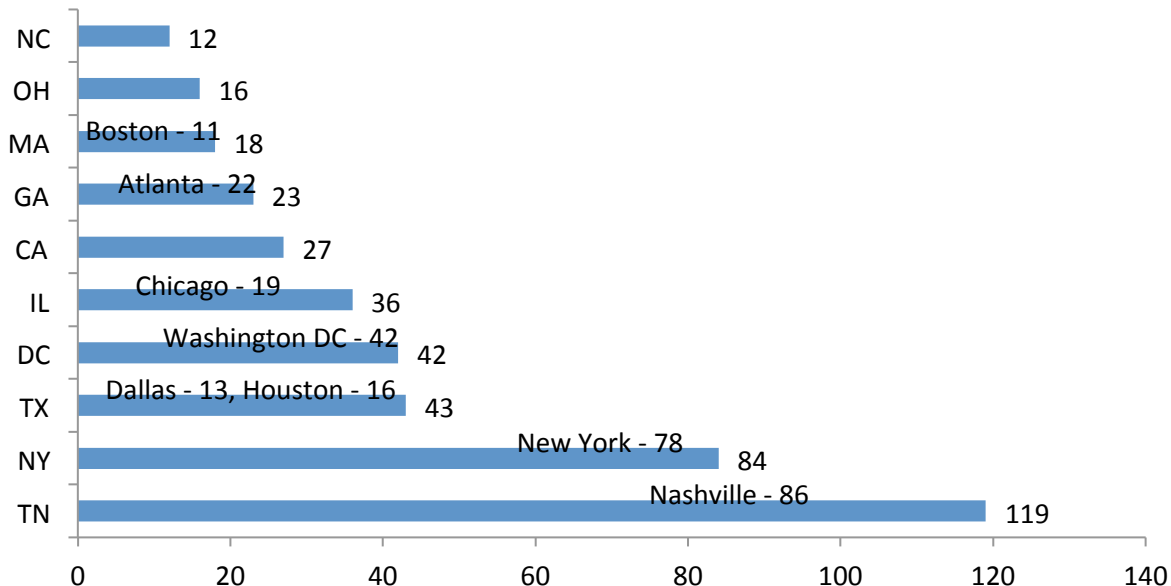
Of the 1,905 respondents, 612 (32.1%) indicated completion of an internship, second only to the 714 (37.4%) students who had a summer job during the summer of 2010. Students were able to pick multiple summer activities, as they may have been engaged in several over the summer. The number of student internships is lower than the 36.7% reported in the 2009 SES or the 43.0% reported in the 2008 SES. *Note that the survey sample and response rate continue to grow year over year (37.8% response rate for 2010): this decline may be more indicative of a decreased selection bias than of any prevailing economic trend.*

Student Participation in Summer Activities



Top Internship Locations

Internships by Top States & Cities



International Locations of Internships

Argentina - Australia - China - Costa Rica - Dominican Republic - Ecuador - England - France - Germany - Guatemala - India - Japan - Malaysia - New Zealand - Saudi Arabia - Spain - South Africa - Turkey

Internship Compensation

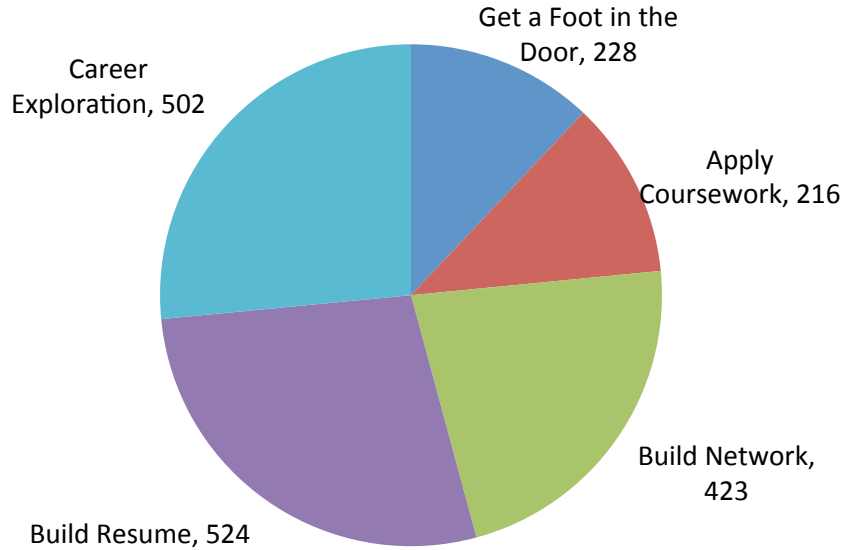
Of all the students who completed an internship, 5.7% interned for academic credit, 52.1% were paid, and 42.2% were unpaid. The average salary for a paid internship was \$14.23, up from a rate of \$12.88 per hour in 2009. Some students also received stipends of varying amounts on a weekly, monthly, or bimonthly basis. The sample of two Blair students with paid internships was not large enough to make an average representative of the population.

School / Compensation Type	Number of Respondents	Percentage of Respondents
A&S	363	59.3%
Paid	179	49.3%
Unpaid	160	44.1%
For academic credit	24	6.6%
Engineering	131	21.4%
Paid	98	74.8%
Unpaid	31	23.7%
For academic credit	2	1.5%
Peabody	104	17.6%
Unpaid	57	54.8%
Paid	41	39.4%
For academic credit	6	5.6%
Blair	10	1.6%
Grand Total	608	100.0%

Internship Goals

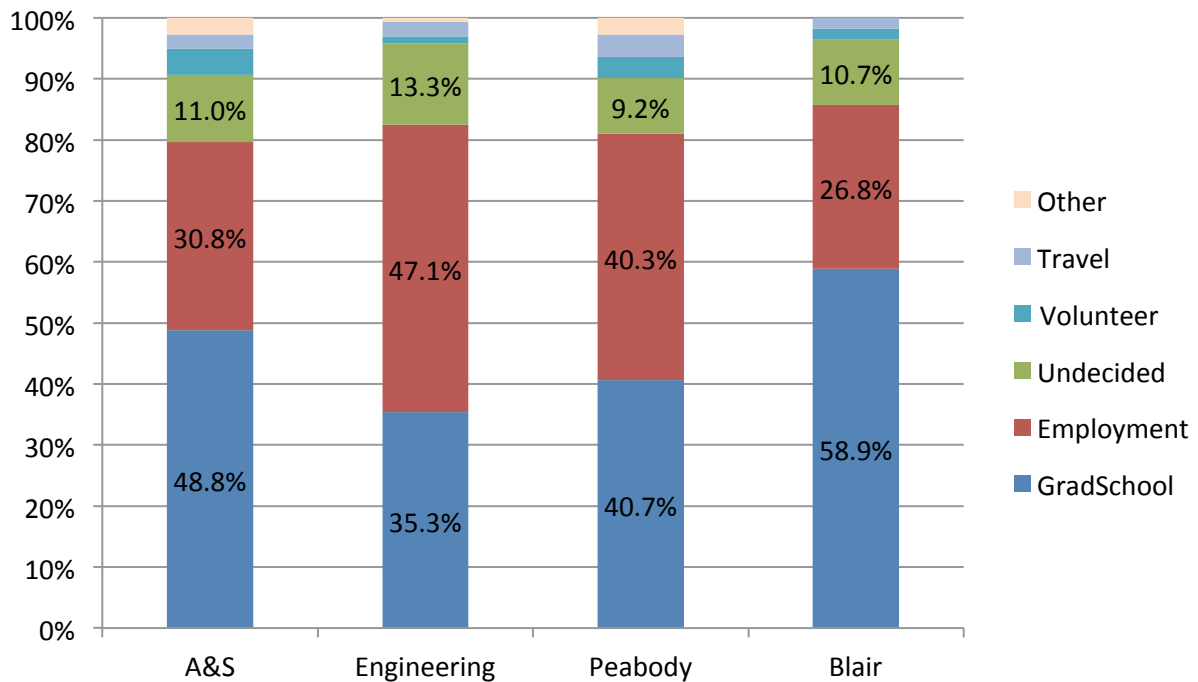
Students Reasons for the Internship

(Respondents could select multiple answers)



Post-Graduation Plans

Post-Graduation Intentions by School



Summer Activities Breakdown by School

Blair School of Music Summer Activities Summary

Number of Blair Respondents: **59**

Percentage of 1905 Respondents who were Blair Students: **3.1%**

Approximate Percentage of Returning Blair Students who responded to Survey: **36.2%**

Summer Activity	Number of Students*	Percent of Respondents*
Summer Jobs	24	40.7%
Practica/Performance	23	39.0%
Traveling (Not study abroad) or Time Off	15	25.4%
Internship	10	16.9%
Volunteering	9	15.3%
Summer School	6	10.2%
Other Activity	3	5.1%
Research	2	3.4%
Study Abroad	1	1.7%

*Respondents could select multiple activities

Internship Data

- Number of Blair Students with Internships during Summer 2010: **10** (of 59 resp.)
- Percentage of Respondents with Internships during Summer 2010: **16.9%**
- Percentage of Respondents with Internships during Summer 2009: **19.6%** (of 56 resp.)

Blair Internships by Classification		
Year of Graduation	Number of Internships	Percent Receiving Internships
Seniors	5	8.5%
Juniors	3	5.1%
Sophomores	2	3.4%

* Seniors = Graduating Fall 2010 or Spring 2011, Juniors = Graduating Fall 2011 or Spring 2012, Sophomores = Graduating Fall 2012 or Spring 2013

Compensation for Blair Internships		
Type of Compensation	Number of Respondents	Percentage of Respondents
Academic Credit	3	5.1%
Paid	2	3.4%
Unpaid	5	8.5%

Summer Experience Survey Report – 2010

Locations of Blair Internships	
<ul style="list-style-type: none"> • Nashville, TN (2 interns) • New York, NY (2 interns) • Washington, D.C. (2 interns) • Dallas, TX 	<ul style="list-style-type: none"> • Houston, TX • Los Angeles, CA • Tampa, FL

Blair Majors with Internships (Double Majors Counted Separately)*	
Major	Number of Internships
Musical Arts	4
Composition	2
Vocal Performance	2
Teacher Education / Instrumental	1
Violin Performance	1

**Of the 10 students with internships, one student had a double major in Communication Studies, one in English, one in Human & Organizational Development, and one in Jewish Studies.*

Internships by Career Cluster and Industry		
Career Cluster & Industries of Employers	Number of Internships	Percent
Arts, Media, Communications	6	60.0%
Creative Arts: Music, Dance, Photography	3	
Entertainment: New Media, TV, & Film	1	
Marketing	1	
Television & Radio Broadcasting	1	
Education, Community Organizations, and Non-Profits	2	20.0%
Education	1	
Non-profits	1	
Healthcare	1	10.0%
Healthcare	1	
Consulting, Management (Leadership Training Programs), Human Resources	1	10.0%
Sports	1	

Organizations Hosting Blair Interns	
Future of Music Coalition	Media Tech Institute/Dallas Sound Lab
Nashville Symphony Orchestra (2 interns)	New York Yankees
Opus 118 Harlem School of Music	Pyramid Atlantic Art Center
The Methodist Hospital	Universal Music Group
Vanderbilt in Hollywood (KCET)	

To see where Blair and other Vanderbilt students have interned in the summer of 2010 or in years past, check the Internship Database on the Vanderbilt Career Center's website - www.vanderbilt.edu/career/students/idb/

Summer Experience Survey Report – 2010

Research

- 2 students did academic research over the summer:

- Vanderbilt University: Psychology
- Vanderbilt University – VUSR: Music and Art

Practica/Performance

- 23 of 59 Blair respondents (39.0%) participated in Practica/Performances over the summer of 2010

Blair Practica/Performance		
Position	Organization	Description of Performance Experience (Summarized)
Keyboards/vocals	Afro America	Toured different cities and states almost every weekend with improvisational rock/jam band
Student in Orchestral Instruments Program	Aspen Music Festival	Performed in orchestra, chamber music, and solo settings and learned from the world-class faculty members and performances
Violinist	Aspen Music Festival	Took lessons and played in orchestras; gave approximately 10 performances during the summer
Student	Aspen Music Festival	Performed with three orchestras, percussion ensemble, and took private lessons
Violin	Aspen Music Festival and School	Private lessons, chamber ensembles and coachings, orchestra member
Oboist	Banff Summer Arts Festival	3 weeks of masterclasses, 4 weeks of orchestral/opera playing (performed 2 orchestral concerts and an opera)
Keyboardist	Blake Marvin Band	-Not provided
Student	Brevard Music Festival	Participated in Music Festival
Student	Brevard Music Festival	Spent seven weeks at this institute of intense classical music study; attended concerts performed by world-class soloists, conductors, and ensembles and studied under members of BMC's notable faculty
Composer	Graduate Musical Theatre Writing Program	Technically a class at NYU's Tisch School of the Performing Arts; previewed their graduate program in musical theatre writing
Oboist	Hot Springs Music Festival	2 weeks daily rehearsal for chamber and orchestral performances, frequent performances
Student Cellist	Meadowmount School of Music	Took private lessons, played chamber music, and participated in group cello classes
Student	Rocky Mountain Summer Conservatory	-Not provided
Student	Rocky Mountain Summer Conservatory	Quartet-based performances as well as physical conditioning classes and hiking
Trumpet Player	Self-Employed	Played with bands/singers in and around Austin for live shows, studio recording sessions, and a television show
Orchestra Student	Sewanee Summer Music Festival	Took lessons, practiced, rehearsed concert repertoire, and played in concerts during the month-long festival

Summer Experience Survey Report – 2010

Blair Practica/Performance (continued)		
Position	Organization	Description of Performance Experience (Summarized)
Show Captain	Six Flags Over Texas	Led summer run of "Country is my Rock" at the David Blackburn Southern Palace at Six Flags over Texas; besides performing four shows daily and a parade, also filled out paperwork, dealt with supervisors, and ran re-blocks
Performer	St. Philip Presbyterian Church	Played the prelude for church services on French horn
Color Guard Member	Troopers Drum And Bugle Corps	Professional Marching Band that performed 34 shows over the course of the summer in 26 states; rehearsed every day from 8am-10pm and from 8am-2pm on days with shows
Student	Vancouver International Song Institute	Program based at the University of British Columbia exploring the combination of theatre with art song
Clarinetist	Vanderbilt Music Academie	Spent 3 weeks with a woodwind quintet and string quartet, working with professional musicians and giving concerts in conjunction with the Festival d'Aix-en-Provence
Oboist	Vanderbilt Music Academy	Played the oboe with a quintet in a music festival in France
Student Pianist	-Not provided	Private piano practice and lessons with graduate school professors in Los Angeles and San Francisco

Study Abroad

- 1 Blair respondent studied abroad over the summer of 2010

- *Study Abroad Location:* Sydney University (Sydney, Australia)
 - *Study Abroad Program:* Institute for Study Abroad-Butler

Summer Experience Survey Report – 2010

College of Arts & Science

Summer Activities Summary

- Number of A&S Respondents: **1128**
- Percentage of 1905 Respondents who were A&S Students: **53.7%**
- Approximate Percentage of Returning A&S Students who responded to Survey: **35.8%**

Activity	Number of Students*	Percent of Respondents*
Summer Jobs	439	38.9%
Traveling (not study abroad) or Time Off	347	30.8%
Internship	364	32.3%
Volunteering	196	17.4%
Summer School	219	19.4%
Study Abroad	151	13.4%
Research	90	8.0%
Other Activity	72	6.4%
Musical Training or Performance	5	0.4%

**Respondents could select multiple activities*

Internship Data

- Number of A&S Respondents with Internships during Summer 2010: **364** (of 1128 resp.)
- Percentage of A&S Respondents with Internships during Summer 2010: **32.3%** of resp.
- Percentage of Respondents with Internships during Summer 2009 (SES): **39.2%** (of 316 resp.)

A&S Internships by Classification		
Year of Graduation*	Number of Internships	Percent Respondents Receiving Internships
Seniors	190	16.8%
Juniors	115	10.2%
Sophomores	59	5.2%

** Seniors = Graduating Fall 2010 or Spring 2011, Juniors = Graduating Fall 2011 or Spring 2012,
Sophomores = Graduating Fall 2012 or Spring 2013*

Compensation for A&S Internships		
Type of Compensation	Number of Respondents	Percentage of Respondents
Academic Credit	24	2.1%
Paid*	177	15.7%
Unpaid	163	14.5%

*Average hourly wage for paid internships: \$14.83

Summer Experience Survey Report – 2010

Top States and Cities for A&S Internships				
State	Number of Interns		Cities	Number of Interns
TN	73		Nashville, TN	52
NY	54		New York, NY	50
DC	26		Washington, D.C.	26
IL	24		Atlanta, GA	17
TX	24		Chicago, IL	14
CA	18		Dallas-Ft. Worth, TX	10
GA	17		Houston, TX	9
MA	14		Boston, MA	8
FL	12		Birmingham, AL	7
AL	10		Memphis, TN	7
VA	8		Los Angeles, CA	6
CT	7		Brentwood	5
OH	7		Jacksonville, FL	4
KY	6		Louisville, KY	4
NC	5		Miami, FL	4
NJ	4		Charlotte, NC	3
MO	3		Northbrook, IL	3
MS	3		San Diego, CA	3
PA	3			

Top States and Cities for A&S Internships				
City and Country	Number of Interns		City and Country	Number of Interns
Shanghai, China	4		London, UK	1
Beijing, China	1		Paris, France	1
Istanbul, Turkey	1		Quito, Ecuador	1
San Jose, Costa Rica	1		Shenzhen, China	1
Jodhpur, India	1		Tokyo, Japan	1
Koforridua, Ghana	1			

A&S Majors with Internships - Double Majors Counted Separately				
Major	Number of Interns		Major	Number of Interns
Economics	85		English & History (Interdisciplinary)	3
Political Science	45		European Studies	3
History	30		French	3
English	29		French and European Studies	3
Medicine, Health, & Society	24		Women's and Gender Studies	3
Spanish	23		Asian Studies	2
Communication Studies	23		European History	2
Math	21		Physics	2

Summer Experience Survey Report – 2010

A&S Majors with Internships - Double Majors Counted Separately (continued)				
Psychology	19		Studio Arts	1
History of Art	16		Communication of Science and Technology	1
Public Policy Studies	13		East Asian Studies	1
Sociology	11		Earth and Environmental Science	1
Biology	9		German	1
Interdisciplinary Studies	9		Human & Organizational Development	1
Neuroscience	9		Jewish Studies	1
Philosophy	7		Religious Studies	1
American Studies	5		Secondary Education	1
Film Studies	5		Spanish and European Studies	1
Anthropology	4		Spanish and Portuguese	1
Chemistry	4		Theater	1
Latin American Studies	4			
Classics	3		Selected Minor	
Classical Languages	3		Managerial Studies*	75

* Since the number of students with internships who are minoring in Managerial Studies was significant, this minor was included in the report. Of those with internships minoring in Managerial Studies, 45 were pursuing the Corporate Strategy track, 24 were Financial Economics, and 6 were Leadership & Organizations)

Note: The above majors only include students who were registered in the College of Arts & Science

Internships by Career Cluster and Industry		
Career Cluster & Industries of Employers	Number of Internships	Percent
Arts, Media, Communications	78	21.5%
Entertainment: New Media, TV, & Film	18	
Marketing	17	
PR	8	
Creative Arts: Music, Dance, Photography	7	
Advertising	6	
Television & Radio Broadcasting	6	
Fiction & Non-Fiction Publishing: Writing, Journalism, & Illustration	5	
Museums	3	
Architecture	2	
Auction Houses	2	
Galleries	1	
Finance, Real Estate, Insurance	66	18.2%
Finance	18	
Investment Banking	14	
Private Equity	9	
Banking	8	
Hedge Funds	4	
Insurance	4	
Real Estate	4	
Commercial Banking	2	
Corporate Finance	1	

Summer Experience Survey Report – 2010

Internships by Career Cluster and Industry (continued)		
Career Cluster & Industries of Employers	Number of Internships	Percent
Public Policy, Government, Law	63	17.4%
Government	24	
Law	22	
Community Organization	8	
Politics	6	
International Relations	3	
Public Policy	3	
Human Rights	2	
Military	2	
Think Tanks	1	
Community Organizations, Non-Profits, and Education	55	15.2%
Non-profits	33	
Education	6	
Higher Education	3	
Environmental	1	
K-12	1	
Ministry	1	
Social Services	1	
Healthcare	47	12.9%
Healthcare	16	
Medicine	16	
Public Health	4	
Global Healthcare	3	
Pharmaceuticals	3	
Scientific and Clinical Research	2	
Healthcare Policy	1	
Consulting, Management, Human Resources	30	8.3%
Consulting	16	
Sports	6	
Sales	4	
Fashion	2	
Hospitality	1	
Human Resources	1	
Engineering	16	4.4%
Technology	4	
Biotechnology	2	
Computers	2	
Information Technology	2	
Software	2	
Construction	1	
Consumer Products	1	
Electronics	1	
Gas & Electric	1	
Systems	1	
Transportation	1	

Summer Experience Survey Report – 2010

Select Organizations Hosting A&S Interns*		
5th Judicial Circuit of Florida Public Defender's Office	Abbott Laboratories	ACE Ltd
American Diabetes Association	American Idol	American Red Cross
American Songwriter Magazine	Aon Consulting	AT&T
Bank of America	Bank of America Merrill Lynch	Baptist Memorial Hospital
BlackRock	Cambridge Associates	Cleveland Federal Reserve Bank
CNN	Comcast Entertainment Group	Connecticut Depart of Public Health
Country Music Association	Deloitte	Department of Justice
DISH Network	DreamWorks Animation	Fidelity Investments
Filmmaker Magazine	First Tennessee Bank	Franklin Templeton Investments
Freddie Mac	Fund for the Public Interest	FX
General Electric	Goldman Sachs	Google
GRAVIS	Hearst Corporation- Marie Claire Magazine	Hospital Corporation of America (HCA)
ING Capital, LLC	Johns Hopkins Hospital	JP Morgan & Chase
Legal Aid Society	Lucky Duck Productions	Mass Mutual Financial Group
Merrill Lynch	Morgan Stanley	MTV
Nashville Zoo	NBC Universal	Octagon Inc. / BMW North America
On Broadway, Inc.	Pacific Bioscience Laboratories	PepsiCo
Puma	Rose Bowl Stadium	Ryman Auditorium
Scottrade	Sony Music	Sotheby's
St. Jude Hospital	SunTrust Robinson Humphrey	TN Center for Policy Research
Tennessee Titans	Texas Instruments	The Daily Show
The Nielsen Company	Thermo Fisher Scientific	Thomson Reuters
Time Warner	UBS	US Congressional Offices
US Environmental Protection Agency	Verizon Wireless	Waste Management Corporation

* These organizations are just a subset of those that A&S students interned at. For a full list, please see the Internship Database on the Vanderbilt Career Center's website - www.vanderbilt.edu/career/students/idb/

Research

- 90 of the 1128 A&S respondents (8.0%) participated in academic research during the summer of 2010

A&S Majors Conducting Academic Research (Double Majors Counted Separately)			
Major	Number	Major	Number
MCB Biology	19	French	3
Neuroscience	15	English	2
Medicine, Health, and Society	12	Human & Organizational Development	2
Psychology	11	History of Art	2
Mathematics	7	Interdisciplinary Studies	2
Spanish	6	Political Science	2
Chemistry	5	Anthropology	1
Economics	5	History	1
Philosophy	5	Jewish Studies	1
Physics	5	Music	1
Earth and Environmental Science	3		

Summer Experience Survey Report – 2010

Academic Research Locations & Topics for A&S Students	
Research Location	Research Topic
Baylor College of Medicine SMART Program	Neuroscience
Canisius College REU (Research Experiences for Undergrads)	Graph Theory
Cornell University	Plant Biology
Drexel University	Psychology
Emory University	-Not provided
Emory University Law Juvenile Clinic	Confidentiality between parents and their children in juvenile justice system
Emory University Medical School	Alzheimer's Research
Georgetown University	Parkinson's Disease
ICON Research Hospital	FDA Phase 1 Drug Testing
INFANT Foundation	RSV
Keio University	International Economic law
Medical University of South Carolina Summer Undergraduate Research Program	Spinal Cord Injury Outcomes among underserved populations, depression, alcohol consumption
National Institutes on Drug Abuse	Prevention Interventions for Drug Abuse
Oak Ridge National Laboratory - HERE (Higher Education Research Experiences)	Materials Science
Office of Jeremy Rifkin	Environmental & Economic Planning
Tufts University - Building Diversity in Biomedical Sciences	Maternal Obesity and Immune Dysfunction
University of Alabama at Birmingham	Pathology
University of California San Francisco	Neurology
University of Cincinnati - Summer Undergraduate Research Program in Neuroscience	Cancer and Cell Biology
University of Florida	Bioactive glass (Materials science and engineering)
University of Leipzig	Biochemistry and Bioorganic Chemistry
University of Louisville	Spinal Cord Injury Research
UNC-Greensboro	Algorithmic Combinatorics on Partial Words
University of Tennessee Graduate School of Medicine	Success of Residents in UTGSM Training
	Training and use of supraglottic airway and endotracheal airway devices
University of Texas	Behavioral neuroscience
	Quantum Dots
University of Texas Health Science Center, Greehey Children's Cancer Research Institute	Cell Cloning

Summer Experience Survey Report – 2010

Academic Research Locations & Topics for A&S Students (continued)	
Vanderbilt University	Affective Neuroscience
	Applied Optical Physics
	Bioarchaeology Field Research
	Bioarchaeology, the study of skeletal remains, of pre-Incan society, the Wari Empire in order to determine the health status of the society during the time of violent political collapse
	Biology
	Biology
	Brazilian street art
	Clinical anesthesia/patient safety
	Condensed Matter
	Diabetes
	Earth and Environmental Science
	Evolution
	Fragile X Syndrome
	Genomics
	Glaucoma
	Infant Learning
	International Organizations
	Logic
	Mn toxicity in the basal ganglia (Neuroscience)
	Molecular genetics of autism
	Neuroblastoma
	Neuroscience
	Obesity and diabetes
	Oxygen induced Retinopathy
	Pancreatic cancer
	Psychology
Psychology/Neuroscience	
RNA editing in the CNS	
Schizophrenia	
Sociology	
Telomerase	
Vanderbilt University - ARRA Summer Research Experience	Huntington's & Parkinson's Disease Modeling with hiPS cell
Vanderbilt University, Center for Stem Cell Biology	Stem cells, specifically pancreatic progenitor cells
Vanderbilt University, Department of Cellular and Developmental Biology	Genetic control of Synaptic Remodeling in C. Elegans
Vanderbilt University, Department of Cellular and Developmental Biology	Yeast forward genetic screen

Summer Experience Survey Report – 2010

Academic Research Locations & Topics for A&S Students (continued)	
Vanderbilt University, Department of Microbiology and Immunology	Immunology
Vanderbilt University, Department of Neurological Surgery	Efficacy of Lubiprostone in alleviating opioid-induced bowel dysfunction
Vanderbilt University, Department of Neuroscience	Effects of ecstasy on the human brain
Vanderbilt University, Department of Physics and Astronomy	High brightness electron beam sources
Vanderbilt University, Genetic Medicine	Norepinephrine Transporter Mutation Characterization
Vanderbilt University Medical Center	Cardiovascular disease
Vanderbilt University Medical Center	Pulmonary Fibrosis
Vanderbilt University Medical Center - Center for Matrix Biology	Collagen
Vanderbilt University, McLaughlin Lab	Ishemia
Vanderbilt University - NIH Grant	Nanoparticles/immunology
Vanderbilt University, Psych Hospital	Autism
Vanderbilt University - REU (Research Experience for Undergrads)	Nanocrystal modeling and synthesis to target the human serotonin transporter
Vanderbilt University - Systems Biology and Bioengineering Undergraduate Research Experience (SyBBURE)	Mass Spectrometry
	Cancer Biology
	Wound Healing in <i>Drosophila melanogaster</i>
	Surface Chemistry/Cell Biology
Vanderbilt University - TRIAD	Autism
Vanderbilt University - VISAGE	Family Health & Nutrition
Vanderbilt University - VUSRP	Health Disparities
	Bacteria, insects
	River erosion
	17th Century Midwifery in France
	Chemotaxis in Amoebas
	Biology
	Igneous Petrology (Geology)
Philosophy	
Washington University	Neurology

Summer Experience Survey Report – 2010

Study Abroad

- 151 of the 1128 A&S respondents (13.4%) studied abroad during the summer of 2010

A&S Students Study Abroad Locations				
Continent	Country	City	Program	University
Africa	Egypt	Cairo	VU Egypt Maymester	Vanderbilt Univ.
	South Africa	Cape Town	CIEE	University of Cape Town
	Tanzania	Zanzibar	OACS Zanzibar program	Vanderbilt Univ.
Asia	China	Beijing	CET Beijing Language- Spring	CET
		Nanjing	Nanjing University	Critical Language Scholarship Prog.
		Shanghai	CET Shanghai: China's Globalization	CET, Donghua University
			American Government Scholarship Shanghai 2010	Fudan University
	Japan	Tokyo	CIEE Tokyo	CIEE
Australia	Australia	Adelaide	IFSA-Butler	Butler University
		Brisbane	IFSA-Butler	University of Queensland
		Melbourne	IFSA-Butler	University of Melbourne
		Sydney	University of New South Wales	IFSA-Butler
	New Zealand	Christchurch	IFSA-Butler	University of Canterbury
		Wellington	IFSA Butler	Vanderbilt Univ.
Europe	Denmark	Copenhagen	Danish Institute for Study Abroad	Danish Institute for Study Abroad
	France	Aix en Provence	Vanderbilt-in-France	Vanderbilt University
		Paris	VU Maymester - Modern Art in Paris	Vanderbilt University
			Sorbonne - Course of French Language and Civilization	CSA (Center for Study Abroad)
			Reid Hall Summer French Studies	Columbia University
	Germany	Berlin	Berlin Maymester	Vanderbilt Univ.
			FUBis	Free University of Berlin
		Dusseldorf	Goethe Institut (Intensive German language program)	Goethe Institut
	Russia	St. Petersburg	Maymester	Vanderbilt University
	Multiple	USA & Pacific Ocean	N/A	Semester at Sea

Summer Experience Survey Report – 2010

Peabody College Summer Activities Summary

- Number of Peabody Respondents: **331**
- Percentage of 1905 Respondents who were Peabody Students: **17.4%**
- Percentage of Returning Peabody Students who responded to Survey: **43.7%**

Activity	Number of Students	Percent of Respondents
Summer Job	126	38.1%
Internship	104	31.4%
Traveling (Not study abroad) or Time Off	94	28.4%
Volunteering	61	18.4%
Vanderbilt Classes	30	9.1%
Study Abroad	26	7.9%
Classes Elsewhere	22	6.6%
Other	22	6.6%
Vanderbilt Job	20	6.0%
Research	14	4.2%

Respondents could select multiple activities

Internship Data

- Number of Peabody Respondents with Internships during Summer 2010: **104*** (of 331 resp.)
 - Percentage of Peabody Respondents with Internships during Summer 2010: **31.4%***
 - Percentage of Respondents with Internships during Summer 2009 (SES): **37.2%** (of 188 resp.)
- * HOD students completing a 16-hour internship graduation requirement over the summer were excluded from this survey.*

Peabody Internships by Classification		
Year of Graduation*	Number of Internships	Percent Receiving Internships
Seniors	54	51.7%
Juniors	33	39.7%
Sophomores	17	22.4%

** Seniors = Graduating Fall 2010 or Spring 2011, Juniors = Graduating Fall 2011 or Spring 2012,
Sophomores = Graduating Fall 2012 or Spring 2013*

Compensation for Peabody Internships		
Type of Compensation	Number of Respondents	Percentage of Respondents
For Academic Credit	6	5.8%
Paid	41	39.4%
Unpaid	57	54.8%
Average Hourly Wage for Paid Internships: \$11.49		

Summer Experience Survey Report – 2010

Top States and Cities for Peabody Internships			
State	Number of Interns	Cities	Number of Interns
NY	22	New York, NY	21
TN	17	Nashville, TN	17
DC	11	Washington, D.C.	11
TX	9	Houston, TX	5
IL	5	Boston, MA	3
OH	4	San Francisco, CA	3
CA	4	Cincinnati, OH	3

International Locations

Marbella, Spain	Tzaneen, South Africa
Guatemala City, Guatemala	Quito, Ecuador
Jarabacoa, Dominican Republic	Wellington, New Zealand
Buenos Aires, Argentina	Cape Town, South Africa
Quito, Ecuador	Sydney, Australia

Peabody Majors with Internships (Double Majors Counted Separately)			
Major	Number of Interns	Major	Number of Interns
*HOD	71	Child Studies	5
Secondary Education	7	Special Education	4
Cognitive Studies	6	Child Development	4
Elementary Education	5	Early Childhood Education	2

In addition, 6 of the students double majored in Spanish; two in Math; two in English.

** HOD students completing a 16-hour internship graduation requirement over the summer were excluded from this survey.*

Internships by Career Cluster and Industry		
Career Cluster & Industries of Employers	Number of Internships	Percent
Education, Community Organizations and Non-Profits	31	29.8%
Education	11	
Non-profits	7	
Community Organization	5	
Not Specified	3	
Ministry	3	
K-12	1	
Mental Health	1	
Consulting, Management, Human Resources	21	20.2%
Human Resources	6	
Consulting	5	
Not Specified	5	
Management (Leadership Training)	3	
Fashion	1	
Hospitality	1	

Summer Experience Survey Report – 2010

Internships by Career Cluster and Industry (continued)		
Career Cluster & Industries of Employers	Number of Internships	Percent
Arts, Media, & Communications	18	17.3%
Not Specified	6	
Fiction & Non-Fiction Publishing: Writing, Journalism, & Illustration	3	
Creative Arts: Music, Dance, Photography	2	
Marketing	2	
Public Relations	2	
Entertainment: New Media, TV, & Film	2	
Advertising	1	
Public Policy, Government, and Law	14	13.5%
Law	5	
Government	3	
Not Specified	3	
Politics	1	
Public Policy	1	
International Development	1	
Finance, Real Estate, Insurance	12	11.5%
Insurance	4	
Finance	3	
Real Estate	2	
Banking	2	
Corporate Finance	1	
Healthcare	6	5.8%
Healthcare	3	
Medicine	1	
Pharmaceuticals	1	
Not Specified	1	
Engineering, Information Technology	2	1.9%
Software	1	
Technology	1	

Organizations Hosting Peabody Interns		
Agape Animal Rescue	DIRECTV	Presidium Inc.
Aleshire and Wynder, LLP	Disability Law and Advocacy Center	Procter & Gamble
American Red Cross	edCount, LLC	Recovery School District Staffing Init.
Army Corps of Engineers	Emdeon	Richards Kibbe & Orbe LLP
Asian Americans for Equality	Every Nation Ministries	Roots HQ
Association of American Univ.	Flying Television	Round Rock Medical Center
Big Brothers Big Sisters	Foley and Corinna	Saint Albans School of Public Service
Big Buddy Program	Golden Touch	Samuel Marsden Collegiate School
Bloomberg LP	International Rescue Committee	San Francisco District Attorney
Camp Illahee	Jewish Comm. Center of Cincinnati	Small Enterprise Foundation
Capstone Group	Keshet	Smith Real Estate Services

Summer Experience Survey Report – 2010

Organizations Hosting Peabody Interns (continued)		
CARE for AIDS	Kids Alive International	St. Louis Organization Dev. Network
Cassidy & Associates	Knowledge is Power Program	St. Luke's United Methodist Church Children's Ministries
CASTLES	Legal Momentum	St. Mary's Child Center
CBH Health	Lodestone Labs	Stavros Niarchos Foundation
CGGVeritas	Manna Project International	Steve Madden
Chanel, Inc.	Mesirow Financial	The Law Offices of Cozen O'Connor
Chippewa Ranch Camp for Girls	Modern Luxury Houston Magazine	The Oasis Center
Chubb	Morgan Stanley	The Refuge Group
City of NY Dept of Parks and Recr.	Multi-Task Solutions, LLC	The Seaport Group
Clear Channel Radio	Museum of Fine Arts, Boston	The Social Office
Cleveland Rape Crisis Center	Nalco Company	Truth Be Told PR
Clubhouse Guatemala	National Comp. Cancer Network	Tufts Medical Center
Coleman Research Group	NBC Sports' Rotoworld.com	UBS Financial Services
Conventures, Inc.	New York Life Insurance	United Nations Foundation
Country Music Association	NH Hotels	US Department of State
Court Appointed Special Adv.	Nomadic Independence Productions	Vanderbilt Psychiatric Hospital
Cross Cultural Solutions	Northwestern Mutual Fin. Network	Voice of America
Crump Insurance Services	Observatorio Social	Westlake Dermatology
Deloitte	Paradigm Talent Agency	Young and Rubicam
Department of Justice	Penn Virginia Oil and Gas	

To see where Peabody and other Vanderbilt students have interned in the summer of 2010 or in years past, check the Internship Database on the Vanderbilt Career Center's website - www.vanderbilt.edu/career/students/idb/

Research

- 14 of 331 Peabody respondents (4.2%) participated in academic research during the summer of 2010

Academic Research Locations & Topics for Peabody Students	
Research Location	Research Topic
Tufts University	Social Psychology
University of Houston	Cognitive Development
Vanderbilt University	Child Development
	Children's Learning
	Depression in children
	Early Childhood Education
	Early Development
	Early Language and Literacy Development
	Emotions
	Infant Cognition
	Math Education
	Psychology
	Psychology

Summer Experience Survey Report – 2010

Study Abroad

- 26 of 331 Peabody respondents (7.9%) studied abroad during the summer of 2010

Peabody Study Abroad				
Continent	Country	City	Program	University
Africa	Egypt	Cairo	Maymester: Religion and Culture in Egypt	Vanderbilt University
	South Africa	Cape Town	CIEE	Vanderbilt University
Asia	China	Shanghai	Globalization in Shanghai	Vanderbilt University
Australia	Australia	Sydney	Butler University Institute for Study Abroad	Butler University Institute for Study Abroad
			St. Bonaventure	St. Bonaventure
	New Zealand	Christchurch	Butler University Institute for Study Abroad	Butler University Institute for Study Abroad
		Wellington	AustraLearn	Chapman University
Europe	Denmark	Copenhagen	Danish Institute for Study Abroad	Danish Institute for Study Abroad
	England	London	London School of Economics Summer School	London School of Economics
	France	Aix en Provence	Vanderbilt-in-France	Vanderbilt University
		Paris	Maymester - Art History	Vanderbilt University
	Spain	Barcelona	Language and Culture	CIEE
		Madrid	Vanderbilt-in-Spain	Vanderbilt University
		Valencia	UVA in Valencia	University of Virginia
South America	Argentina	Buenos Aires	FLACSO Buenos Aires Liberal Arts	CIEE
	Brazil	Salvador	Cross Cultural Solutions	Cross Cultural Solutions

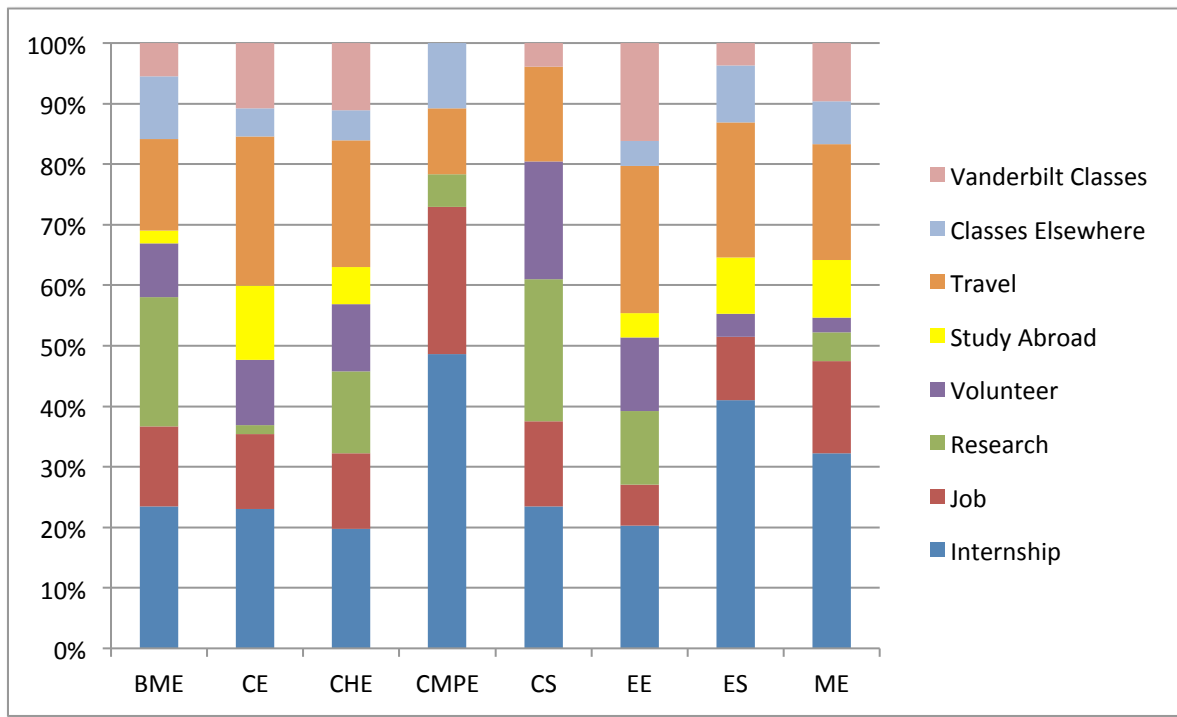
Summer Experience Survey Report – 2010

School of Engineering Summer Activities Summary

- Number of School of Engineering Respondents: **387**
- Percentage of 1905 Respondents who were Engineering Students: **20.4%**
- Percentage of Returning Engineering Students who responded to Survey: **39.9%***
**The School of Engineering is the only school where more students completed internships than jobs over the summer.*

Engineering Activities by Major*									
	BME	CE	CHE	CMPE	CS	EE	ES	ME	Total
Internship	31.8%	30.6%	23.5%	50.0%	28.6%	27.8%	55.0%	39.7%	34.6%
Job	18.0%	16.3%	14.9%	25.0%	17.2%	9.4%	14.1%	18.7%	26.9%
Research	29.0%	2.0%	16.2%	5.6%	28.6%	16.7%	0.0%	5.9%	14.8%
Volunteer	12.1%	14.3%	13.2%	0.0%	23.8%	16.7%	5.0%	2.9%	10.6%
Study Abroad	2.8%	16.3%	7.4%	0.0%	0.0%	5.6%	12.5%	11.8%	7.8%
Travel	20.6%	32.7%	25.0%	11.1%	19.0%	33.3%	30.0%	23.5%	24.7%
Classes Elsewhere	14.0%	6.1%	5.9%	11.1%	0.0%	5.6%	12.5%	8.8%	9.4%
Vanderbilt Classes	7.5%	14.3%	13.2%	0.0%	4.8%	22.2%	5.0%	11.8%	10.2%
<i>n=</i>	106	49	68	18	21	17	40	68	387

**Percentage of major with each activity - Respondents could select multiple activities*



Summer Experience Survey Report – 2010

Internship Data

- Number of Engineering Respondents with Internships during Summer 2010: **134** (of 387 resp.)
- Percentage of Engineering Respondents with Internships during Summer 2010: **34.6%**
- Percentage of Respondents with Internships during Summer 2009 (SES): **36.8%** (of 201 resp.)

School of Engineering Internships by Classification		
Year of Graduation	Number of Internships	Percent Receiving Internships
Senior	69	21.4%
Junior	40	12.6%
Sophomore	25	7.9%

* Seniors = Graduating Fall 2010 or Spring 2011, Juniors = Graduating Fall 2011 or Spring 2012,
Sophomores = Graduating Fall 2012 or Spring 2013

Compensation for School of Engineering Internships		
Compensation for Internships	Number of Respondents	Percentage of Respondents
Paid	99	73.9
Unpaid	33	24.6
For Academic Credit	2	1.5
Average Hourly Wage for Paid Internships: \$14.30		

Top States and Cities for School of Engineering Internships			
State	Number of Interns	Cities	Number of Interns
TN	29	Nashville	16
NY	9	New York	7
PA	8	Chicago	4
IL	7	Lyles, TN	3
TX	7	Brentwood, TN	3
FL	5	Washington D.C.	3
GA	5	Atlanta	3
OH	5	Pittsburgh	3
CA	4	Indianapolis	3
KY	4	Lexington	2
NC	4	Fort Worth	2
AL	3	Oak Ridge	2
CO	3	Knoxville	2
IN	3	Cleveland	2
MD	3	Dallas	2

Summer Experience Survey Report – 2010

International Locations

Jubail, Saudi Arabia
 Beijing, China
 Clausthal, Germany
 Istanbul, Turkey
 Hangzhou, China

Johor Bahru, Malaysia
 Labuan, Malaysia
 London, England
 Erlangen, Germany
 Galle, Sri Lanka

VUSE Majors with Internships				
Major	Number of Interns		Major	Number of Interns
BME	35		Civil	16
Mechanical	31		Computer	9
Engineering Science	24		Computer Science	6
Chemical	17		Electrical	5

In addition, 12 of the students had a double major in Economics; eight in Math.

Internships by Career Cluster and Industry		
Career Cluster & Industry of Employer	Number of Internships	Percentage
Engineering, Information Technology	83	61.9%
Medical Devices	13	
Construction	10	
Technology	8	
Consumer Products	8	
Transportation	6	
Aeronautical	5	
Gas & Electric	5	
Process Design	4	
Systems	4	
Defense	4	
Computers	3	
Electronics	3	
Oil	3	
Information Technology	3	
Software	2	
Structures	1	
Automotive	1	
Healthcare	18	13.4%
Healthcare	6	
Biotechnology	5	
Medicine	4	
Medical Devices	2	
Pharmaceuticals	1	

Summer Experience Survey Report – 2010

Internships by Career Cluster and Industry (continued)		
Career Cluster & Industry of Employer	Number of Internships	Percentage
Finance, Real Estate, Insurance	12	9.0%
Finance	6	
Investment Banking	3	
Insurance	3	
Public Policy, Government, and Law	7	5.22%
Government	6	
International Relations	1	
Consulting, Management, Human Resources	7	5.2%
Consulting	6	
Hospitality	1	
Arts, Media, & Communications	6	4.5%
Entertainment: New Media, TV, & Film	2	
Advertising	2	
Marketing	1	
Architecture	1	
Education, Community Organizations and Non-Profits	1	0.8%
Education	1	

Organizations Hosting School of Engineering Interns		
Abbott Labs	Halcrow Yolles	Pharmajet
Airworthy Parts International	Hamilton Sundstrand	Pittsburgh Tissue Engineering Initiative
AK Steel	Hangzhou Boiler LLC	Polar Technology
American MagLev	Harbin Clinic Orthopedics	Puma Capital, LLC
Aspire	Hunter Roberts Construction Group	R&R Associates
Bain and Company	IBM	Randall Lamb Engineering
Bank of America Merrill Lynch	Ingram Barge Company	Rex Medical
Barling Bay, LLC.	Innovia LLC	Roche Diagnostics
Berico Technologies	International Research and Education in Engineering Program	Roquette America Inc.
Birmingham Water Works	Jabil Circuit	SABIC Inc.
Booz Allen Hamilton	Jacobs Engineering	Schlumberger
Buffalo & Company	Jefferson National Financial	Seaport Group
Canadian National Railway	Jellystone Park Maryland	Siemens Healthcare
Capgemini	Karapitiya Medical Hospital	Sitel
Cardiovascular Innovation Institute	Kentucky Equine Sports Medicine and Rehabilitation Center	Sole Supports
Carson Helicopters	Laffer Associates	Southwestern Company
change:healthcare	Lawrence Berkeley National Laboratory	Spirit AeroSystems
Compatico	Lexmark	SyBBURE

Summer Experience Survey Report – 2010

Organizations Hosting School of Engineering Interns (continued)		
Costello Construction	LifeCell	Tarrant Technology
Covidien	Mastrapasqua Asset Management	Technical University Clausthal
CredenceHealth	Max Mobility	Terix Computer
DePaul University	Max Planck Institute for Biological Cybernetics	The Brinkmann Corp
Deutsche Bank	Medtronic	The Institute for Software Integrated Systems
DISH Network	Mercury Intermedia	The Nielsen Company
Divney Tung Schwalbe, LLP	Microsoft Corporation	The Office of Congressman Chris Van Hollen
DocAir	mSight Mobile	The Office of Congressman Tom Price
Early, Cassidy & Schilling Inc.	NASA	Turner Universal
Ekonet Company	National Grid	U.S. Senate
Electron Energy Corporation	NEW Studio	Univ. of Kentucky Children's Hospital
Energy Solutions	North Carolina Dept. of Transportation	University of Tennessee Engineering
Exelon	Northrop Grumman	URS Corporation
FMC Corp.	Novartis A.G.	US Army AMRDEC
Fortress Technologies Inc.	Oak Ridge National Laboratory	Vanderbilt University Medical Center
GE Hitachi Nuclear Energy	Onlife Health	Walt Disney World Parks & Resorts
General Dynamics C4 Systems	Orthovita Inc.	Waste Oil Collectors
Gonzalez Companies, LLC	Otto Environmental Systems	Westinghouse Nuclear
Great American Insurance	Petronas Group	

To see where Engineering and other Vanderbilt students have interned in the summer of 2010 or in years past, check the Internship Database on the Vanderbilt Career Center's website - www.vanderbilt.edu/career/students/idb/

Research

- 57 of 387 School of Engineering respondents (14.7%) participated in academic research during the summer of 2010

Academic Research Locations & Topics for Engineering Students	
Research Location	Research Topic
Auburn University	Biological Applications of Microfluidics
Cornell University	Water Treatment Systems for the Global South
	Ohmic contacts to III-N material
Duke University	Power Electronics
Harvard	Solar Flares
Infant Foundation	Asthma
Max Planck Institute for Biological Cybernetics	Virtual Reality
National Science Foundation REU	Imaging and Biomarkers
Peking Union Medical College	Hepatocellular Carcinoma
Purdue University	Breast Cancer - Cellular Biology
Purdue University SURF Program	Annual MRI Feasibility
University of Kentucky	Fossil Fuel Research
US Department of Energy	Bioenergy

Summer Experience Survey Report – 2010

Academic Research Locations & Topics for Engineering Students (continued)	
Vanderbilt University	Intelligent Transportation and Complex Event Processing
	Medical Imaging
	Treatment of liver tumors
	Batteries
	Infrared neural stimulation
	Cardiac Physiology
	Systems and Biology engineering
	Leaching Studies of Granular Materials
	Perceptual Expertise
	Haptic Paddle Curriculum Development
	Nanotechnology in Cement
	Chemotaxis
	Muscle Physiology
	Smartphones
	Development of computational models for quantitative structure-property relationships
	Bone Healing
	Biomedical Engineering
	Patient Safety in Blood
	Protein Interactions
	Biomaterials
	Medical Imaging
	Microfluidics, Yeast
	Metabolic Research
Cloud Computing	
Pediatric Endocrinology	
Drug delivery and nanoparticle uptake	
Microfluidics	
Photonics	
Vanderbilt University	Neurodegeneration
	Nuclear Magnetic Resonance of Cortical Bone
	GC-SAFT-VR
	Image-Guided Technology
	MRI pulse sequence
	Fuel Cell Membranes
	Thermoelectric Power
	Superhydrophobic Films
	Muscle physiology
	Systems biology and bioengineering
	Micro-calorimetry
	Microfluidic device
Proteins involved in visual transduction pathways	
Washington University In St. Louis	Colon Cancer
	Tissue Engineering

Summer Experience Survey Report – 2010

Study Abroad

- 30 of 387 School of Engineering respondents (7.8%) studied abroad during the summer of 2010

Engineering Study Abroad				
Continent	Country	City	Program	University
Africa	Egypt	Cairo	Egypt Maymester	Vanderbilt University
Asia	China	Beijing	Beijing Chinese Language	CET
			International Research and Education in Engineering	Purdue University
	India	Bangalore	Global India	University of Arkansas
	South Korea	Seoul	Summer International Summer School	Sogang University
Australia	Australia	Sydney	Butler University Institute for Study Abroad	Vanderbilt GEO
	New Zealand	Christchurch	Butler University Institute for Study Abroad	Butler IFSA
Europe	France	Metz	Georgia Tech Lorraine	Georgia Tech
	Germany	Berlin	Vanderbilt in Berlin	Freie Universitat Berlin
		Clausthal	Research Internships in Science and Engineering	DAAD: German Academic Exchange Service
	Italy	Florence	CET Florence	Vanderbilt GEO
			CET Florence	CET Academic Programs
	Spain	Pamplona	Engineering in Spain	University of Alabama
			University of Alabama - Engineering Spain	University of Alabama
	United Kingdom	London	London School of Economics Summer School	London School of Economics

Summer Experience Survey Report – 2010



Vanderbilt Career Center
310 25th Avenue South, Suite 220
Nashville, TN 37240
615-322-2750
<http://www.vanderbilt.edu/career>